

Product Brochure For W4485

Router Table with Sliding Table - RT-100

785 x 560mm Table Size



On Sale

Ex GST

~~\$880.00~~

\$720.87

Inc GST

~~\$1,012.00~~

\$829.00

ORDER CODE:	W4485
MODEL:	RT-100
Table Size (mm):	785 x 560
Table Height (mm):	860
Dust Chute Diameter (mm):	Ø60
Floor Space (W x D x H) (mm):	1800 x 800 x 1080
Nett Weight (kg):	57



Description

The RT-100 utilises a sliding table that makes material processing much easier and safer, particularly when making raised panels or shaping short sides. The split fence is easy to adjust and provides full support along both sides of the work-piece. Other features include a 60mm dust port with hood, tilt-up table with gas strut supports for easy router access, universal router mount and sturdy stand with a convenient shelf. Last but not least, a conveniently front mounted main switch allows you to turn the router ON/OFF without bending over and reaching under the table. Very convenient!

Features

- Accepts practically any brand of portable router on the market
- Heavy duty cast iron table for addition stability
- Extruded aluminium sliding table and fence
- Fully adjustable squaring guide and hold-down clamp
- Table can be tilted 45° with gas strut supports for convenient router installation
- Convenient front-mounted switch with lockable safety toggle
- 240V / 15amp female socket & 240V / 15amp male plug
- Sliding table includes a toggle clamp for fast clamping
- 2 off 305 x 76mm aluminium fence
- 60mm dust port with hood
- 785 x 560mm table with sliding table locked in position
- 785 x 250mm cast iron table surface
- 785 x 310mm aluminium sliding table
- 100 to 92mm table counterbore
- 28 & 60mm table inserts

Includes

- Includes steel stand with shelf

Product Brochure For W4485

Specific Features



Sliding Table



Tilt Table For Easy Access to Mount Router



Tilt Table Rear View



Rear View




Shown with Wood Piece



Shown with Optional Hand Router



Shown with Optional Hand Router Rear View




Shown with Optional Hand Router Close Up



Shown with Optional Hand Router Close Up 2



Shown with Optional Hand Router Close Up 3



Shown with Optional Hand Router Cutter



Shown with Optional Hand Router Cutter Top View



Shown with a Optional Small Hand Router



Mounting a Suitable Router



Connect Your Router to Rear Power Point




Table Inserts


Product Brochure For W4485



Hold Down Material Clamp




Mitre Guide



Hold Down Clamps



Adjustable Split Fence




Dust Extraction Port



Table Tilt Locking Knobs



Gas Strut Tilt Table



Router Clamp Set



Lockable Toggle Switch



240V 15amp Female Socket and 240V 15amp Male Plug

Product Brochure For W4485

Recommended Accessories

W309
Safety Push Blocks & Stick Set



W332
Dust Collector



W886
Dust Collector



W344
Wood Dust Accessory Kit



W334
Dust Hose Reducer



W333
Dust Hose Reducer



W335
Blast Gate



W336
Dust Hose Elbow - 90 Degree



Product Brochure For W4485

W337
Dust Hose Y Adaptor



W338
Dust Hose Universal Dust Hood



W339
Dust Hose Floor Sweeper Attachment



W334A
Dust Hose Stepped Reducer



W3405
Dust Hose Clamp



W340
Dust Hose Clamp



W343
Roller Stand



W343A
Roller Stand



W3434
Roller Stand

