

Product Brochure For W3445

Wall Mounted Wood Dust Extraction Accessory Kit - DCK-100W

Ø100mm (4")



On Sale

Ex GST	Inc GST
\$148.00	\$170.20
\$120.00	\$138.00

ORDER CODE:	W3445
MODEL:	DCK-100W
Type:	Wall Mounted Dust Extraction Accessory Kit
Application:	Timber
Size:	Ø100mm Attachments
Suits:	All Wood Dust Collectors
Nett Weight (kg):	12.5



Description

This Ø100mm wall mounted dust extraction accessory kit is the ideal solution to getting your dust collection hose off the floor.

All range of components are included to connect up to 2 machines to a dust extractor. Ø100mm hose is sold separately or simply reuse your own!

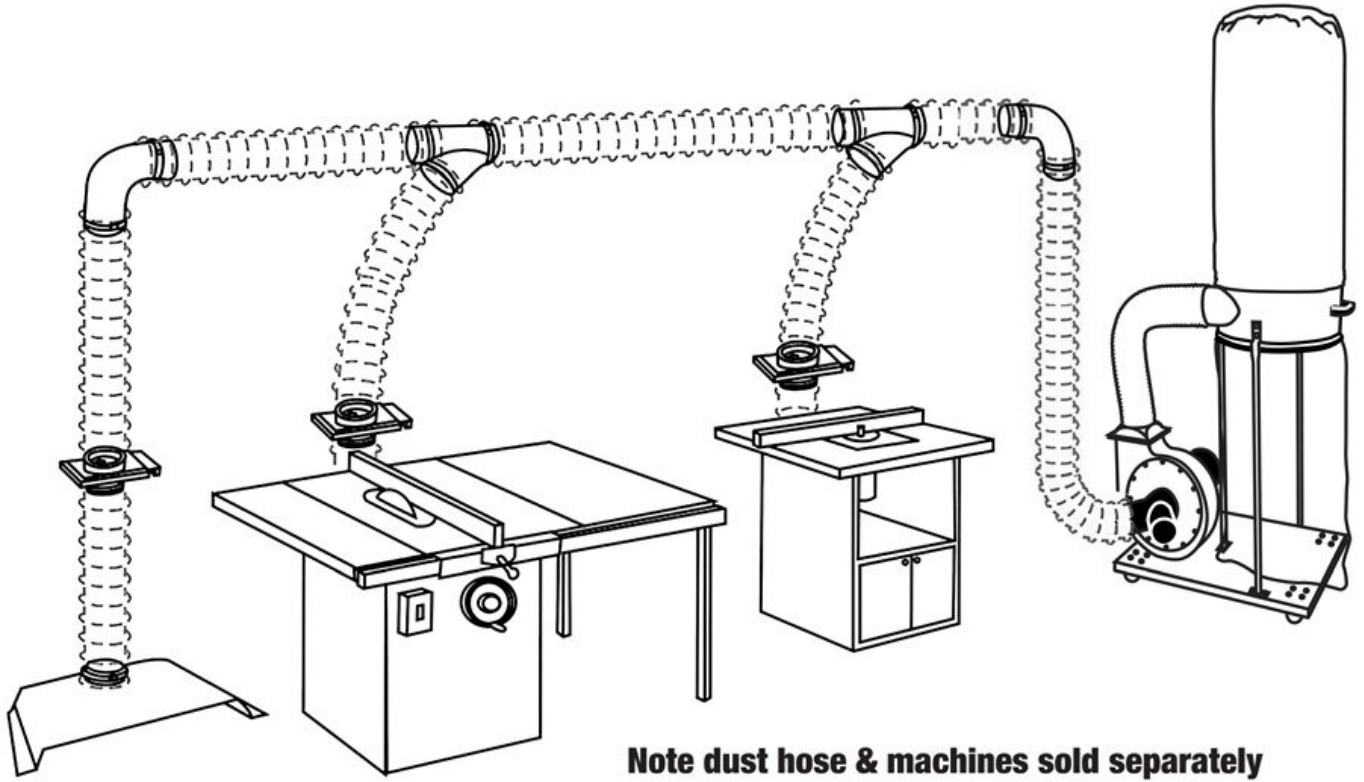
Includes

- 2 x 100mm 90° elbows
- 2 x 100mm "Y" connectors
- 3 x 100mm wall mount blast gates
- 1 x Floor sweeping attachment
- 10 x Wall mounting brackets and mounting hardware
- 16 x Hose clamps to suit Ø100mm hose

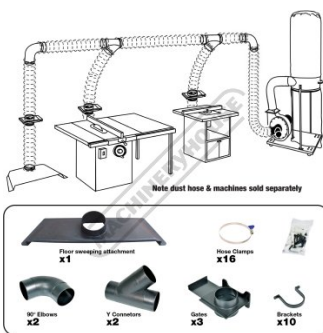
Please Note:

- We strongly recommend that you "Earth" this ducting kit to each piece of equipment and the dust collector itself to minimise the risk of static build-up that can result in fire.

Product Brochure For W3445



Specific Features



Shown SetUp



1 x Floor Sweeping Attachment




2 x 90 Degree Elbows Top View

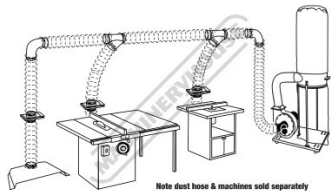


2 x Y Connectors Top View

Product Brochure For W3445




3 x Wall Mount Blast Gates Open 10 x Tube Hanging Brackets Top View 16 x Hose Clamps to Suit 100mm Hose Fixing Accessories



Shown with Optional Dust Hose and Accessories

Recommended Accessories


W3447
Wall Mounted Wood Dust
Extraction Ducting Kit



W3448
Wood Dust Extraction Ducting



W344
Wood Dust Accessory Kit



W322A
Flame Retardant Dust Hose -
Metal or Timber



Product Brochure For W3445

W3405
Dust Hose Clamp



W340
Dust Hose Clamp



W341
Dust Hose Clamp



W334A
Dust Hose Stepped Reducer



W3346
Dust Hose Stepped Reducer



W334B
Dust Hose Joiner



W3395
Quick Connect Adaptor



W333
Dust Hose Reducer



W335
Blast Gate



W336
Dust Hose Elbow - 90 Degree



W337
Dust Hose Y Adaptor



W3375
Dust Hose Y Adaptor



Product Brochure For W3445

W334
Dust Hose Reducer



W338
Dust Hose Universal Dust Hood



W339
Dust Hose Floor Sweeper Attachment



W338A
Wood Lathe - Dust Chute Hood



W338B
Wood Lathe - Dust Chute - Big Gulp

