


Product Brochure For W07712

## BuildPro Modular Welding Table Top - Standard Finish - TM61210

Reversible Table Plates  
1160 x 1000mm Table Top (LxW)



ORDER CODE:	W07712
MODEL:	TM61210 & BuildPro Table Top Only
Table Top Finish (Type):	Standard
Table Top Size (mm):	1160 x 1000
Table Height (mm):	~
Table Side Height (mm):	~
Top Plate Thickness (mm):	16
Grid Pattern (mm):	50 x 50
Table Hole Diameter (Ø):	16
Table Slots (mm):	40
Static Load Capacity (kg):	2200
Total W.L.L. (kg):	~
Number of Legs (No.):	~
Nett Weight (kg):	167

BuildPro™



### Description

BuildPro®; Models

The very practical, modular design of the BuildPro®; Table makes it easy to set-up and tear down for job at hand, big or small. Save time and money by holding, positioning and locating quickly and easily with a wide variety of BuildPro®; clamps and accessories.

In this economy, we know you need to be flexible and responsive to new business opportunities by reducing set-up time, improving consistency and work quality and remaining competitive in both pricing and delivery in a wide variety of jobs; short runs, volume production, prototypes, and multiple jobs in fabrication, repairs, and maintenance.

Accuracy:

Table flatness : 0.30mm / 914.4mm

Hole diameter : 16mm + 0.05mm

Hole spacing : 50mm &plusmn; 0.038mm

Plate thickness : 16mm &plusmn; 0.10mm

All BuildPro®; Tabletops below have 16mm thick steel plate, with &Oslash;16mm holes in a 50mm grid pattern and 43mm slots between plates.

We also provide same robust BuildPro®; frame, with half the plates of the 1000mm table (3 plates) for space-saving, heavy duty work platform that suits your work space. It is especially suited for robot weld stations for small parts. The compact and light tops make shuttle table mounting easier.

Add Leveling Pad Feet to your BuildPro®; Tabletop to create a low height table.

### Features


- Standard table material finish
- Ø16mm holes
- 16mm thick plate
- 50 x 50mm grid pattern

Product Brochure For W07712


**Specific Features**




Shown Welding with Optional Accessories



Shown with Optional Accessories Setting Up Go Cart Frame



Shown with Optional Accessories Setting Up Sheetsteel




Shown with Optional Accessories Setting Up Frame



Shown with Optional Accessories Setting Up Frame 2



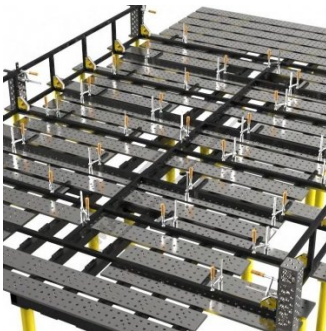
Shown with Optional Accessories Setting Up Frame 3



Shown with Optional Accessories Setting Up Frame 4



Shown with Optional Accessories Setting Up Frame 5



Shown with Optional Accessories and Joining Multiple Tables

## Product Brochure For W07712

### Recommended Accessories

**C103**

228mm Multi-Purpose Locking Clamp



**W08512**

Weld Clamps with Locking Nuts (2 Piece Pack)



**W08515**

38mm x M12 Multi-Purpose Riser/Stops (Spigot Type) - 4pc Pack



**W07748**

BuildPro Levelling Caster - 1 Piece



**W07772**

BuildPro Modular Fixturing Kit

