


Product Brochure For L685

Opti-Turn Bench Lathe - Mini - TU-1503V

Ø150 x 300mm Turning Capacity - Ø11mm Spindle Bore
Electronic Variable Speeds 160 ~ 3000rpm



OPTIMUM



Limited Stock

Ex GST

Inc GST

\$1,086.00

\$1,248.90

ORDER CODE:	L685
MODEL:	TU-1503V
Swing Over Bed (mm):	150
Distance Between Centres (mm):	300
Spindle Bore (mm):	11
Swing In Gap (mm):	~
Swing Over Cross-slide (mm):	82
Digital Readout System Fitted:	Optional
Quick Change Toolpost Fitted:	Optional
Leadscrew Covers Fitted:	~
Taper Turning Attachment:	~
Coolant System:	~
Tool Height To Suit (mm):	8
Centre Height (mm):	75
Spindle Nose Size or Type:	Fixed
Bed Width (mm):	70
Headstock Spindle Taper (MT):	1
Tailstock Taper (MT):	1
Cross Slide Travel (mm):	55
Compound Slide Travel (mm):	40
Leadscrew Type:	Metric
Metric Cross Feed (X-Axis) (mm/rev):	~
Imperial Cross Feed (X-Axis) (inch/rev):	~
Metric Longitudinal Feed (Z-Axis) (mm/rev):	0.05 - 0.1
Imperial Longitudinal Feed (Z-Axis) (inch/rev):	~
Metric Thread Steps & Pitch (No. / mm):	8 (0.5 - 1.5)
Imperial Thread Steps & TPI (No. / TPI):	~
3 Jaw Chuck Diameter (mm):	80
4 Jaw Chuck Diameter (mm):	Optional
Spindle Steps / Speeds (No. / rpm):	Variable (160 - 3000)
Motor Power (kW / hp):	0.45 / 0.6
Voltage / Amperage (V / amp):	240 / 10
Nett Weight (kg):	26

Description

Ideal for the model maker machining miniature parts

Small in size but packed full of features, this miniature lathe could provide the perfect introduction to those wanting to start metal turning for the first time.

The machine is small enough to fit into the corner of the workshop and light enough to be truly portable. The construction is predominantly from cast iron and steel and the capacities, 150mm diameter and 300mm between centres, are surprisingly large for a machine of this overall size.

Features such as the electric variable speed control, manual or powered leadscrew feed and an extensive range of accessories. The lathe comes supplied with 80mm diameter three jaw self-centring chuck, tailstock centre and service tools.

Features

- Electronic infinitely variable speed 160-3000rpm
- Ribbed prism bed made of grey cast iron
- Inductively hardened and ground bed guideways
- Spindle nose accuracy 0.015mm
- 3 Jaw chuck running accuracy 0.05mm
- Forward & reverse spindle direction switch


Product Brochure For L685

- Automatic longitudinal feed
- 2 stepped V-belt drive pulley
- Conveniently mounted safety emergency stop switch
- Includes a set of change gears for metric thread cutting
- Cross slide & bed length are designed to fit Optimum DRO scales

Includes

- Change gears for metric thread cutting
- Chuck guard
- Toolpost guard
- Dead Centre
- 3-jaw chuck with reversible jaws
- Swarf tray
- Rear splash guard

Specific Features



Front View



Left View



Rear View



Control Switches




Variable Speed Controls




Engage / Disengage Feed Dial




Chuck Guard




Saddle Left View



Saddle Front View



Saddle Right View




Swivel Compound Slide



Compound Slide Hand Wheel


Product Brochure For L685



Saddle Hand Wheel



Tailstock



Tailstock Hand Wheel



Bed



End View



Parts

Recommended Accessories

L6855
4 Jaw Independent Lathe Chuck



L6857
Lathe Steady - Travelling



L6856
Lathe Steady - Fixed



D695
3-Axis Optimum Digital Readout Counter - 1µm



Product Brochure For L685

D694
1500mm Optimum Magnetic Digital Readout Scale



D697
Optimum Magnetic Digital Readout Reader Head



P235
Coolant Pump & Tank



L0085
Carbide Turning Tool Set - 11 piece



C289
Heavy Duty Drill Chuck - Keyed Type



C299
Safety Lock Drill Chuck - Keyless Type



L276
Mini Vertical Mill Slide



D1272
Metric 135° Precision HSS Drill Set - 25 Piece



D1282
Imperial 135° Precision HSS Drill Set - 29 Piece



S090A
Soluble Metal Cutting Fluid - 1 Litre



S090
Soluble Metal Cutting Fluid - 5 Litre



S076
Cutting Tool Lubricant Fluid - 500ml



Product Brochure For L685


S077
Drilling, Tapping & Cutting Tool
Lubricant Spray - 400g



S074
Cutting Tool Lubricant Paste -
500g




L341
Fitting and Machining Technical
Book



L345
Handy Workshop Tips &
Techniques - 1st Edition



L3455
Professional Sheet Metal
Fabrication Book



L300
Magnetic Swarf Remover




M9991
Magnetic Floor Sweeper



M800
Rubber Mat - Anti-Fatigue



M805
Rubber Mat - Anti-Fatigue



O043
Rust & Corrosion Preventive



O042
General Purpose Lubricant &
Corrosion Inhibitor



O044
Rust & Corrosion Preventive



Product Brochure For L685

T773

Industrial Mobile Tooling
Cabinet Workstation

