

Product Brochure For L665D

Centre Lathe - CK-100A

660 x 2000mm Turning Capacity - 105mm Bore

Includes Digital Readout System, Quick Change Toolpost & Taper Turning Attachment



ORDER CODE:	L665D
MODEL:	CK-100
Swing Over Bed (mm):	660
Distance Between Centres (mm):	2000
Spindle Bore (mm):	105
Swing In Gap (mm):	870
Swing Over Cross-slide (mm):	420
Digital Readout System Fitted:	Yes
Quick Change Toolpost Fitted:	Yes
Leadscrew Covers Fitted:	~
Taper Turning Attachment:	Yes
Coolant System:	Yes
Tool Height To Suit (mm):	25
Centre Height (mm):	330
Spindle Nose Size or Type:	D1-8 Camlock
Bed Width (mm):	405
Headstock Spindle Taper (MT):	7
Tailstock Taper (MT):	5
Cross Slide Travel (mm):	360
Compound Slide Travel (mm):	145
Leadscrew Type:	Metric
Metric Cross Feed (X-Axis) (mm/rev):	0.027 - 1.07
Imperial Cross Feed (X-Axis) (inch/rev):	~
Metric Longitudinal Feed (Z-Axis) (mm/rev):	0.063 - 2.52
Imperial Longitudinal Feed (Z-Axis) (inch/rev):	~
Metric Thread Steps & Pitch (No. / mm):	22 (1 - 14)
Imperial Thread Steps & TPI (No. / TPI):	28 (2 - 26)
3 Jaw Chuck Diameter (mm):	325
4 Jaw Chuck Diameter (mm):	400
Spindle Steps / Speeds (No. / rpm):	12 (36 - 1600)
Motor Power (kW / hp):	9 / 12
Voltage / Amperage (V / amp):	415
Nett Weight (kg):	3200

Features

- 2 Axis digital readout system
- Quick change toolpost
- Taper turning attachment fitted to saddle
- Triple bearings supporting headstock spindle
- Adjustable taper roller bearings providing spindle accuracy
- Precision 'V'-beds & headstock gears are all hardened & ground
- Multiple discs forward and reversing clutch system
- adjustable feed stop system with 6 individual sliding stops
- Overload protection on drive motor and coolant system
- Universal enclosed gearbox incorporating metric & imperial thread capabilities
- Foot operated spindle brake with safety cut out switch
- X & Z axis rapid traverse selection lever incorporated on the saddle @ 4.5m/min
- 405mm wide induction hardened heavy duty cast iron bed
- Removable gap bed allowing work piece to swing up to 870mm
- Cross slide handle disengages when auto feed is used
- Saddle hand wheel disengages when auto feed is used
- Adjustable clutch for auto feeds protects machine from overloading during machining
- Chuck guard fitted with safety micro switch
- Micro switch on side access door
- Powered longitudinal and cross feeds
- Metric calibrated feed dials
- Coolant system with flexible hose enabling operator to manipulate flow direction

Product Brochure For L665D

- Oil sight glass for head stock and gearbox & apron
- Lubrication pump on saddle oiling slides
- Low voltage halogen work light
- D1-8 camlock spindle for quick chuck removal
- 12 spindle speeds 36-1600rpm
- Large 105mm spindle bore
- 9kW / 12HP 415V main motor

Includes

- 2 Axis digital readout system
- Quick change toolpost
- Taper turning attachment fitted to saddle
- 325mm 3-jaw chuck with reverse jaws
- 400mm 4-jaw chuck
- Face plate
- Fixed steady
- Travelling steady
- Dead centres
- Thread chasing dial
- Foot brake
- Coolant system
- Work light
- Chuck guard
- Rear splash guard
- Spindle reducing bush

Specific Features



Chuck Guard




Headstock controls




2 Axis digital readout system



Thread Chasing Dial



Quick change toolpost



Saddle controls



Taper Adjustment on Compound Slide



Rapid Traverse Selection Lever on Saddle

Product Brochure For L665D



Induction Hardened Bedways



Heavy duty tailstock



Footbrake



Worklight and Coolant System



Thread Charts

Recommended Accessories

A358
Sky Hook Lifting Device

A358A
Chuck Hook

G664
Lathe Leadscrew Cover Kit

L300
Magnetic Swarf Remover



Product Brochure For L665D


M9991
Magnetic Floor Sweeper



L453
Lathe Turning Tool Kit - 3 piece
Insert Type



L459
Lathe Threading Tool Kit - Insert
Type



L467
Professional Lathe Parting Tool
Kit - Insert Type



L297
Quick Change Toolpost



L297A
Quick Change Toolpost Holder -
Std



D1272
Metric 135° Precision HSS Drill
Set - 25 Piece



D1282
Imperial 135° Precision HSS
Drill Set - 29 Piece



D126
Metric 135° Precision HSS Drill
Set - 170 Pieces



C294
Industrial Drill Chuck - Keyless
Type



D454A
4MT x JT3 Drill Chuck Arbor
Type



D119
Metric 2MT HSS Drill Set



Product Brochure For L665D

D424
Drill Sleeve - Morse Taper

D422
Drill Sleeve - Morse Taper

D425
Drill Sleeve - Morse Taper

M800
Rubber Mat - Anti-Fatigue



M805
Rubber Mat - Anti-Fatigue

S090A
Soluble Metal Cutting Fluid - 1
Litre

S090
Soluble Metal Cutting Fluid - 5
Litre

S076
Cutting Tool Lubricant Fluid -
500ml



S077
Drilling, Tapping & Cutting Tool
Lubricant Spray - 400g

S074
Cutting Tool Lubricant Paste -
500g

O043
Rust & Corrosion Preventive

O042
General Purpose Lubricant &
Corrosion Inhibitor



Product Brochure For L665D

O044

Rust & Corrosion Preventive

