

Product Brochure For L607D

CL-460 - Centre Lathe

Ø460 x 1500mm Turning Capacity - Ø80mm Spindle Bore
Includes Digital Readout System, Quick Change Toolpost, Taper Turning Attachment & Auto Slide-way Lubrication



On Sale

Ex GST

Inc GST

\$22,120.00

\$25,438.00

\$18,900.00

\$21,735.00

ORDER CODE:	L607D
MODEL:	CL-460
Swing Over Bed (mm):	460
Distance Between Centres (mm):	1500
Spindle Bore (mm):	80
Swing In Gap (mm):	690
Swing Over Cross-slide (mm):	274
Digital Readout System Fitted:	Yes
Quick Change Toolpost Fitted:	Yes
Leadscrew Covers Fitted:	Yes
Taper Turning Attachment:	Yes
Coolant System:	Yes
Tool Height To Suit (mm):	25
Centre Height (mm):	230
Spindle Nose Size or Type:	D1-8 Camlock
Bed Width (mm):	300
Headstock Spindle Taper (MT):	6
Tailstock Taper (MT):	4
Cross Slide Travel (mm):	285
Compound Slide Travel (mm):	128
Leadscrew Type:	Metric
Metric Cross Feed (X-Axis) (mm/rev):	0.014 - 0.784
Imperial Cross Feed (X-Axis) (inch/rev):	~
Metric Longitudinal Feed (Z-Axis) (mm/rev):	0.031 - 1.70
Imperial Longitudinal Feed (Z-Axis) (inch/rev):	~
Metric Thread Steps & Pitch (No. / mm):	47 (0.1 - 14)
Imperial Thread Steps & TPI (No. / TPI):	60 (2 - 112)
3 Jaw Chuck Diameter (mm):	250
4 Jaw Chuck Diameter (mm):	350
Spindle Steps / Speeds (No. / rpm):	12 (25 - 1860)
Motor Power (kW / hp):	5.5 / 7.5
Voltage / Amperage (V / amp):	415
Nett Weight (kg):	2150

Features

- 2 axis digital readout system
- Quick change toolpost
- Taper turning attachment fitted to saddle
- Automatic lubrication pump oiling slides
- Triple bearings supporting headstock spindle
- Adjustable taper roller bearings providing spindle accuracy
- Precision 'V'-beds & headstock gears are all hardened & ground
- One piece cast iron base increases rigidity
- Overload protection on drive motor and coolant system
- Universal enclosed gearbox incorporating metric & imperial thread capabilities
- Inching button incorporated on the control panel for convenient spindle speed selection
- Foot operated spindle brake with safety cut out switch
- 300mm wide induction hardened heavy duty cast iron bed
- Removable gap bed allowing workpiece to swing up to 690mm
- Chuck guard fitted with safety micro switch
- Powered longitudinal and cross feeds

Product Brochure For L607D

- Adjustable 5 position length-stop mechanism for accurate repetitive operation
- Micro adjustable saddle stop
- Dual calibrated cross feed dial incorporating metric & imperial graduations
- Coolant system with flexible hose enabling operator to manipulate flow direction
- Oil level sight glass for headstock and gearbox
- Low voltage halogen work light
- D1-8 camlock spindle for quick chuck removal
- 12 spindle speeds from 25-1860rpm
- Large 80mm spindle bore
- 5.5kW / 7.5HP 415V main motor

Includes

- 2 axis digital readout system
- Taper turning attachment
- Quick change toolpost
- Auto lubrication pump for slides
- Concertina leadscrew covers
- 250mm 3-jaw chuck with reverse jaws
- 350mm 4-jaw chuck
- 350mm face plate
- Fixed steady with roller bearings
- Travelling steady with brass guides
- Dead centres
- Thread chasing dial
- Foot brake
- Coolant system
- LED Work light
- Rear splash guard
- Spindle reducing bush

Specific Features



2 Axis Digital Readout




Safety Chuck Guard



Headstock Controls



Speed Selection Levers and Feed Levers




Feed Chart



Feed Lever



Automatic Lubrication System




Removable Gap Bedway

Product Brochure For L607D




Hardened and Ground Bed




Taper Turning Attachment




Taper Turning Attachment Close Up



Taper Turning Attachment View 2




Saddle Front View



Quick Change Toolpost



Saddle Safety Guard




Saddle Safety Guard Shown Open



Leadscrew Covers



Thread Chasing Dial



Spindle Engagement Lever



Saddle Right View



Compound Slide



Compound Angle Scale



Saddle Controls



5 Position Adjustable Length Stop


Product Brochure For L607D



Cross Feed Dial in Metric Mode



Cross Feed Dial in Imperial Mode



Compound Slide Dial in Metric



Saddle Dial In Metric




LED Worklight and Coolant Hose



LED Worklight Close Up



Fixed Steady with Roller Guides



Travelling Steady with Roller Guides



Tailstock



Tailstock Quill Graduations



Tailstock with Horizontal Adjustment



Tailstock Dial in Metric



Footbrake



80mm Spindle Bore

Product Brochure For L607D

Recommended Accessories

L048
Right Hand Turning Tool Holder



L049
Left Hand Turning Tool Holder



L041
Right Hand Turning Tool Holder



L042
Left Hand Turning Tool Holder



L453
Lathe Turning Tool Kit - 3 piece
Insert Type



L459
Lathe Threading Tool Kit - Insert
Type



L467
Professional Lathe Parting Tool
Kit - Insert Type



L294A
Quick Change Toolpost Holder -
Std



Product Brochure For L607D

C046
4MT Pipe Centre - 70° Cone



C290
Heavy Duty Drill Chuck - Keyed Type



C294
Industrial Drill Chuck - Keyless Type



D454A
4MT x JT3 Drill Chuck Arbor



D424
Drill Sleeve - Morse Taper



D422
Drill Sleeve - Morse Taper



D1272
Metric Precision HSS Drill Set - 25 Piece



D1282
Imperial Precision HSS Drill Set - 29 Piece



D126
Metric Precision HSS Drill Set - 170 Pieces



D119
Metric 2MT HSS Drill Set



S090A
Soluble Metal Cutting Fluid - 1 Litre



S090
Soluble Metal Cutting Fluid - 5 Litre



Product Brochure For L607D

S076
Cutting Tool Lubricant Fluid - 500ml



S074
Cutting Tool Lubricant Paste - 500g



S091
Soluble Metal Cutting Fluid - 20 Litre



G660
Lathe Leadscrew Cover Kit



A358
Sky Hook Lifting Device



A358A
Chuck Hook



L300
Magnetic Swarf Remover




M9991
Magnetic Floor Sweeper



M800
Rubber Mat - Anti-Fatigue



M805
Rubber Mat - Anti-Fatigue



O043
Rust & Corrosion Preventive - Penetrant & Lubricant



O042
General Purpose Lubricant & Corrosion Inhibitor



Product Brochure For L607D

O044

Rust & Corrosion Preventive -
Penetrant & Lubrication

