

## Product Brochure For L601D

### Centre Lathe - CL-40B

Ø460 x 1000mm Turning Capacity - Ø80mm Spindle Bore  
Includes Digital Readout System, Quick Change Toolpost & Taper Turning Attachment



ORDER CODE:	L601D
MODEL:	CL-40B
Swing Over Bed (mm):	460
Distance Between Centres (mm):	1000
Spindle Bore (mm):	80
Swing In Gap (mm):	690
Swing Over Cross-slide (mm):	270
Digital Readout System Fitted:	Yes
Quick Change Toolpost Fitted:	Yes
Leadscrew Covers Fitted:	Yes
Taper Turning Attachment:	Yes
Coolant System:	Yes
Tool Height To Suit (mm):	25
Centre Height (mm):	230
Spindle Nose Size or Type:	D1-8 Camlock
Bed Width (mm):	300
Headstock Spindle Taper (MT):	6
Tailstock Taper (MT):	4
Cross Slide Travel (mm):	290
Compound Slide Travel (mm):	140
Leadscrew Type:	Metric
Metric Cross Feed (X-Axis) (mm/rev):	0.014 - 0.784
Imperial Cross Feed (X-Axis) (inch/rev):	~
Metric Longitudinal Feed (Z-Axis) (mm/rev):	0.031 - 1.70
Imperial Longitudinal Feed (Z-Axis) (inch/rev):	~
Metric Thread Steps & Pitch (No. / mm):	41 (0.1 - 14)
Imperial Thread Steps & TPI (No. / TPI):	60 (2 - 112)
3 Jaw Chuck Diameter (mm):	250
4 Jaw Chuck Diameter (mm):	320
Spindle Steps / Speeds (No. / rpm):	12 (25 - 1700)
Motor Power (kW / hp):	5.5 / 7.5
Voltage / Amperage (V / amp):	415
Nett Weight (kg):	2200

### Features

- 2 axis digital readout system
- Quick change toolpost
- Taper turning attachment fitted to saddle
- Triple bearings supporting headstock spindle
- Adjustable taper roller bearings providing spindle accuracy
- Precision 'V'-beds & headstock gears are all hardened & ground
- One piece cast iron base increases rigidity
- Overload protection on drive motor and coolant system
- Universal enclosed gearbox incorporating metric & imperial thread capabilities
- Inching button incorporated on the control panel for convenient spindle speed selection
- Foot operated spindle brake with safety cut out switch
- 300mm wide induction hardened heavy duty cast iron bed
- Removable gap bed allowing work piece to swing up to 690mm
- Chuck guard fitted with safety micro switch
- Powered longitudinal and cross feeds
- Adjustable 4 position length-stop mechanism for accurate repetitive operation
- Micro adjustable saddle stop
- Dual calibrated dials incorporating metric & imperial graduations
- Coolant system with flexible hose enabling operator to manipulate flow direction
- Oil sight glass for head stock and gearbox
- Low voltage halogen work light
- Lubrication pump on saddle oiling slides

## Product Brochure For L601D

- D1-8 camlock spindle for quick chuck removal
- 12 spindle speeds from 25-1700rpm
- Large 80mm spindle bore
- 5.5kW / 7.5HP 415V main motor

### Includes

- 2 axis digital readout system
- Taper turning attachment
- Quick change toolpost
- Concertina leadscrew covers
- 250mm 3-jaw chuck with reverse jaws
- 320mm 4-jaw chuck
- 450m face plate
- Fixed steady with roller bearings
- Travelling steady with brass guides
- Dead centres
- Thread chasing dial
- Foot brake
- Coolant system
- Work light
- Rear splash guard
- Spindle reducing bush

### Specific Features



Digital Read Out



Safety Chuck Guard



Chuck



Headstock Controls



Speed Selection Levers



Feed Charts



Feed Levers close up



Feed Levers


Product Brochure For L601D




Removable Bed




Hardened and Ground Bed




Saddle Stop




Adjustable Feed Knockout




Taper Turning Attachment



Saddle Front View



Thread Chasing Dial



Quick Change Toolpost



Coolant Hose and Worklight




Taper Turning Attachment Closeup



Compound Slide



1 Shot Lubrication




Saddle Right View



Saddle Left View



Leadscrew Spiral Covers



Toolpost Guard

Product Brochure For L601D



Spindle Engagement Lever



3 Point Steady



Tailstock Heavy Duty



Tailstock Graduations



Tailstock Handle



Saddle Handle



Cross Feed Handle



Belt Guard Micro Switch

**Recommended Accessories**

L048  
Right Hand Turning Tool Holder

L049  
Left Hand Turning Tool Holder

L041  
Right Hand Turning Tool Holder

L042  
Left Hand Turning Tool Holder




Product Brochure For L601D

**L453**  
Lathe Turning Tool Kit - 3 piece  
Insert Type



**L459**  
Lathe Threading Tool Kit - Insert  
Type



**L467**  
Professional Lathe Parting Tool  
Kit - Insert Type



**C046**  
4MT Pipe Centre - 70° Cone



**C290**  
Heavy Duty Drill Chuck - Keyed  
Type



**C294**  
Industrial Drill Chuck - Keyless  
Type



**D454A**  
4MT x JT3 Drill Chuck Arbor  
Type



**D424**  
Drill Sleeve - Morse Taper



**D422**  
Drill Sleeve - Morse Taper



**D1272**  
Metric 135° Precision HSS Drill  
Set - 25 Piece



**D1282**  
Imperial 135° Precision HSS  
Drill Set - 29 Piece



**D126**  
Metric 135° Precision HSS Drill  
Set - 170 Pieces



Product Brochure For L601D

D119  
Metric 2MT HSS Drill Set



S090A  
Soluble Metal Cutting Fluid - 1 Litre



S090  
Soluble Metal Cutting Fluid - 5 Litre



S076  
Cutting Tool Lubricant Fluid - 500ml



S077  
Drilling, Tapping & Cutting Tool Lubricant Spray - 400g



S074  
Cutting Tool Lubricant Paste - 500g



S091  
Soluble Metal Cutting Fluid - 20 Litre



G660  
Lathe Leadscrew Cover Kit



A358  
Sky Hook Lifting Device



A358A  
Chuck Hook



L300  
Magnetic Swarf Remover



M9991  
Magnetic Floor Sweeper




Product Brochure For L601D

---

**M800**  
Rubber Mat - Anti-Fatigue



**M805**  
Rubber Mat - Anti-Fatigue



**O043**  
Rust & Corrosion Preventive



**O042**  
General Purpose Lubricant & Corrosion Inhibitor



**O044**  
Rust & Corrosion Preventive

