

Product Brochure For L564D

Centre Lathe - AL-356

356 x 1000mm Turning Capacity - 51mm Bore

Includes Digital Readout System & Quick Change Toolpost



ORDER CODE:	L564D
MODEL:	AL-356
Swing Over Bed (mm):	356
Distance Between Centres (mm):	1000
Spindle Bore (mm):	51
Swing In Gap (mm):	476
Swing Over Cross-slide (mm):	224
Digital Readout System Fitted:	Yes
Quick Change Toolpost Fitted:	Yes
Leadscrew Covers Fitted:	Yes
Taper Turning Attachment:	~
Coolant System:	Yes
Tool Height To Suit (mm):	16
Centre Height (mm):	178
Spindle Nose Size or Type:	D1-5 Camlock
Bed Width (mm):	187
Headstock Spindle Taper (MT):	6
Tailstock Taper (MT):	4
Cross Slide Travel (mm):	160
Compound Slide Travel (mm):	68
Leadscrew Type:	Metric
Metric Cross Feed (X-Axis) (mm/rev):	0.022 - 0.298
Imperial Cross Feed (X-Axis) (inch/rev):	~
Metric Longitudinal Feed (Z-Axis) (mm/rev):	0.078 - 1.044
Imperial Longitudinal Feed (Z-Axis) (inch/rev):	~
Metric Thread Steps & Pitch (No. / mm):	32 (0.45 - 10)
Imperial Thread Steps & TPI (No. / TPI):	20 (2-1/4 - 40)
3 Jaw Chuck Diameter (mm):	200
4 Jaw Chuck Diameter (mm):	200
Spindle Steps / Speeds (No. / rpm):	8 (70 - 1900)
Motor Power (kW / hp):	1.8 / 2.4
Voltage / Amperage (V / amp):	240 / 15
Nett Weight (kg):	650

Features

- 2 Axis digital readout system
- Quick change toolpost with 4 holders
- Concertina leadscrew cover
- Gear drive headstock for quick change of spindle speeds
- Precision 'V'-beds are hardened and ground, incorporating a rigid webbed casting
- Low voltage work light
- Foot operated spindle brake with safety cut out switch
- Change gears for metric and imperial thread cutting
- Oil sight glass for head stock and gearbox
- Adjustable taper roller bearings support the spindle
- Inching button is incorporated on the control panel for convenient spindle speed selection
- Enclosed quick action gearbox for thread cutting and auto feeding
- Powered longitudinal and cross feeds
- D1-5 camlock spindle for quick chuck changes and safe reverse-direction turning. ISO standard
- Removable gap bed-way for larger diameter jobs
- Dual calibrated dials (except for saddle hand-wheel)
- Chuck & change gear guards are fitted with micro switches
- Coolant system with flexible hose
- Slide out swarf tray


Includes

- 2 Axis digital readout system


Product Brochure For L564D

- Concertina leadscrew covers
- Quick change tool-post with 4 holders
- 200mm 3-jaw chuck with reverse jaws
- 200mm 4-jaw chuck
- Face plate
- Fixed steady
- Travelling steady
- Change gears
- Dead centres
- Thread-chasing dial
- Work light
- Cast iron stand
- Rear splash guard & swarf tray
- Tool box
- Instruction booklet


Specific Features




2 Axis Digital Readout




3 Jaw Chuck and Safety Guard




Quick Change Toolpost



Automatic Feed and Thread Cutting Levers



Gearbox Feed Controls




		leadscrew threads: 4mm							
		a				b			
		30T							
		40T							
LEVER		4	1	4	2	3	1	3	3
		T	T	R	S	S	U	R	U
A	D	10	8.0	7.5	6.0	5.6	4.8	4.5	3.6
B	D	5.0	4.0	3.75	3.0	2.8	2.4	2.25	1.8
A	C	2.5	2.0	1.875	1.5	1.4	1.2	1.125	0.9
B	C	1.25	1.0	0.9375	0.75	0.7	0.6	0.5625	0.45

Metric Thread Chart




		leadscrew threads: 4mm				
		a				
		40T				
		b				
		40T				
LEVER		1	2	1	3	3
		T	S	U	R	U
A	D	2 1/4	3	3 3/4	4	5
B	D	4 1/2	6	7 1/2	8	10
A	C	9	12	15	16	20
B	C	18	24	30	32	40

Imperial Thread Chart




		Cross screw threads: 2.5mm			
		a			
		30T			
LEVER		OT	OS	OR	OU
A	D	1.044	0.975	0.783	0.627
B	D	0.298	0.278	0.224	0.179
A	C	0.149	0.139	0.112	0.089
B	C	0.261	0.244	0.196	0.157
A	D	0.075	0.070	0.056	0.045
B	C	0.131	0.122	0.098	0.078
B	C	0.037	0.035	0.028	0.022


Longitudinal and Cross feed Chart



Fixed and Travelling Steadies



Light and Coolant



Tailstock



Thread Chasing Dial

Product Brochure For L564D



Cross Feed Handwheel




Swivel Compound Table




Saddle Feed Handwheel




Tail Stock Feed Handwheel



Induction Hardened Bed Ways



Adjustable Tailstock



Leadscrew Covers



Slideout Swarf Tray

Recommended Accessories

G660

Lathe Leadscrew Cover Kit



G659

Lathe Leadscrew Cover Kit - Concertina



L300

Magnetic Swarf Remover



M9991

Magnetic Floor Sweeper




Product Brochure For L564D

L0077
Lathe Turning Tool Kit - 7 piece
Insert Type



L0078
Carbide Inserts - General
Purpose



L451
Lathe Turning Tool Kit - 3 piece
Insert Type



L465
Professional Lathe Parting Tool
Kit - Insert Type



L457
Lathe Threading Tool Kit - Insert
Type



C054
4MT Live Centre



L076
Knurling Tool Holder Kit



C290
Heavy Duty Drill Chuck - Keyed
Type



D454A
4MT x JT3 Drill Chuck Arbor



D1272
Metric 135° Precision HSS Drill
Set - 25 Piece



D1282
Imperial 135° Precision HSS
Drill Set - 29 Piece




D126
Metric 135° Precision HSS Drill
Set - 170 Pieces



Product Brochure For L564D


L341
Fitting and Machining Technical Book



L345
Handy Workshop Tips & Techniques - 1st Edition




L3455
Professional Sheet Metal Fabrication Book



M800
Rubber Mat - Anti-Fatigue



M805
Rubber Mat - Anti-Fatigue



S090A
Soluble Metal Cutting Fluid - 1 Litre



S090
Soluble Metal Cutting Fluid - 5 Litre



S076
Cutting Tool Lubricant Fluid - 500ml



S077
Drilling, Tapping & Cutting Tool Lubricant Spray - 400g



S074
Cutting Tool Lubricant Paste - 500g



O043
Rust & Corrosion Preventive



O042
General Purpose Lubricant & Corrosion Inhibitor



Product Brochure For L564D

O044

Rust & Corrosion Preventive

