

Product Brochure For L416

Right Hand Boring Bar - S25T-MWLNR-08

Ø25mm

Insert tip not included

On Sale

Ex GST

\$184.00

\$146.96

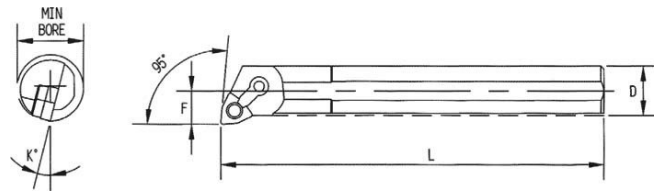
Inc GST

\$211.60

\$169.00



ORDER CODE:	L416
Part Number - Style:	MWLN
Size (mm):	25
Hand Type:	RIGHT
B = Minimum Bore (mm):	32
D (mm):	25
F (mm):	17
L (mm):	300
K (deg):	14°
Minimum Bore (mm):	29.5



Description

NOTE: Inserts NOT included with tool holders.

Use insert WNMG 08 (code L053)

Features

- Negative rake boring bar suitable for turning and facing
- Suitable for rapid metal removal

Product Brochure For L416

Specific Features



Full View



Side View



Locking Tool

Recommended Accessories

L053

KYOCERA Carbide Inserts - Turning

L0534


KYOCERA Carbide Inserts - Turning

L0538

KYOCERA Carbide Inserts - Turning

L453

Lathe Turning Tool Kit - 3 piece Insert Type



L503

Seat Pin to Suit Turning Tool Holders

L535

Clamp to Suit Turning Tool Holders

L5365

Clamp Screw to Suit Boring Bar

L006A

Boring Bar Set - HSS



Product Brochure For L416

L431
Boring Bar Set - Carbide Insert



L430
Boring Bar Set - Carbide Insert



L072
HSS Turning Tool Set - 4 piece



L0085
Carbide Turning Tool Set - 11 piece



L0055
Lathe Turning Tool Kit - 5 piece
Insert Type



L0099
Lathe Turning Tool Kit - 7 piece
Insert Type



L0077
Lathe Turning Tool Kit - 7 piece
Insert Type



L450
Lathe Turning Tool Kit - 3 piece
Insert Type



L451
Lathe Turning Tool Kit - 3 piece
Insert Type



L452
Lathe Turning Tool Kit - 3 piece
Insert Type



L456
Lathe Threading Tool Kit - Insert
Type



L457
Lathe Threading Tool Kit - Insert
Type




Product Brochure For L416

L458
Lathe Threading Tool Kit - Insert Type



L459
Lathe Threading Tool Kit - Insert Type



L464
Professional Lathe Parting Tool Kit - Insert Type



L465
Professional Lathe Parting Tool Kit - Insert Type



L466
Professional Lathe Parting Tool Kit - Insert Type



L467
Professional Lathe Parting Tool Kit - Insert Type

