

Product Brochure For L345

## Handy Workshop Tips & Techniques - 1st Edition

324 Colour Pages

Covers All You Need To Know About Anything You Need To Do In Your Workshop

**On Sale - Limited Stock**

**Ex GST**

~~\$40.00~~

**\$25.22**

**Inc GST**

~~\$46.00~~

**\$29.00**



ORDER CODE:	L345
Title:	Workshop Tips & Techniques Book
Number of pages (No.):	324



### Description

The must have reference book for every shed, "Covers all you need to know about anything you need to do in your workshop"

Please Note: To preview chapters in this book go to the "Brochures & Manuals" Tab.

Whether you're an engineer, trades-person, farmer, hobbyist or a home handy-person, there will come a time when you will need help with a project or additional information to make your job easier to accomplish.

Handy Workshop Tips & Techniques provides excellent detailed explanations with step by step illustrations of a wide range of activities, from setting up your workshop, selecting tools, installing machinery and then how to use it. Major subjects are broken down in sub-categories, providing further detail, with hidden traps to look out for and ways to overcome these common issues.

#### CHAPTER 01 - SETTING UP YOUR WORKSHOP

- Workbench is the heart of the workshop
- Building a free-standing workbench
- Hold tight with the right vice
- Smart solution for workshop storage
- Reticulated systems offer compressed air on tap
- Play it safe in the workshop
- Ease the strain of heavy lifting

#### CHAPTER 02 - TOOLS AND TECHNIQUES

- Tips for buying tools
- Tooling up for engine overhauls
- Heaps of uses for handy files
- Cold chisels for cold, hard cuts
- Air tools work under pressure
- Freshen up equipment with spray painting
- Marking tools for security

#### CHAPTER 03 - MEASURING AND MARKING

- Master the art of marking out
- Measuring and marking timber
- Precision measurement for perfect results

#### CHAPTER 04 - FASTENERS AND WORKSHOP SUPPLIES

- Know your threads

## Product Brochure For L345

---

- Smart advice for fastener selection
- Cut threads the right way
- Busted bolts, rusty nuts and snapped-off studs
- Quick fixes for stripped threads
- Secure fasteners for concrete floors
- Joining sheet metal with rivets
- Handy supplies for every job

### CHAPTER 05 - DRILLING

- Drilling for perfect holes
- Know your drill bits
- Successful drill sharpening
- Drilling large holes in steel
- Using a magnetic base drill
- Drill bits for timber

### CHAPTER 06 - GRINDING, POLISHING AND CUTTING

- Bench grinders a basic necessity
- Angle grinders demand respect
- Metal cutting methods
- Bust rust with abrasive blasting

### CHAPTER 07 - WORKING WITH METAL

- Working with solid steel sections
- Hints for joining structural sections
- Working with pipe and tube
- Bending pipe
- Simple solutions for sheet metal cutting
- Forming and folding sheet metal
- Perfect curves with sheet metal rolling machines

### CHAPTER 08 - WELDING

- Know the basics for good welds
- Safety steps for smart welders
- Put the spark into arc welding
- Electrode selection for strong welds
- Preparation for perfect welds
- Master the art of MIG welding
- TIG suits tricky welds
- Oxy set offers multiple uses
- Spot welding for sheet metal
- Plasma cutting steel

### CHAPTER 09 - MACHINING

- Mastering the metal lathe
- Speeds and feeds
- Basic lathe operations
- Cutting threads in the lathe
- Multiple uses for milling machines
- Basic milling operations
- A word on coolant

### CHAPTER 10 - WOODWORKING MACHINERY

- Table saw techniques
- Band saw basics
- Jointing and planing timber
- Dealing with dust
- Staying sharp with whetstone grinding

## Product Brochure For L345

### Specific Features



Chapter 01 - Setting Up Your Workshop



Chapter 02 - Tools & Techniques



Chapter 03 - Measuring & Marking



Chapter 04 - Fasteners & Workshop Supplies



Chapter 05 - Drilling Steel



Chapter 06 - Grinding Polishing & Cutting



Chapter 07 - Working With Metal



Chapter 08 - Welding



Chapter 09 - Machining




Chapter 10 - Woodworking Machinery

## Product Brochure For L345

### Recommended Accessories


CATNZ

Engineering, Metal & Wood Machinery Catalogue




L3459

The Best Of The Shed 2




L3456

How to Weld Book




L3455

Professional Sheet Metal Fabrication Book




L341

Fitting and Machining Technical Book



L343

Engineers Black Book - 3rd Edition



L344

Fastener Black Book - 1st Edition

