

## Product Brochure For L242

### Centre Lathe - AL-1000D

360 x 1000mm Turning Capacity



ORDER CODE:	L242
MODEL:	AL-1000D
Swing Over Bed (mm):	356
Distance Between Centres (mm):	1000
Spindle Bore (mm):	40
Swing In Gap (mm):	516
Swing Over Cross-slide (mm):	225
Digital Readout System Fitted:	Optional
Quick Change Toolpost Fitted:	Optional
Leadscrew Covers Fitted:	~
Taper Turning Attachment:	~
Coolant System:	Yes
Tool Height To Suit (mm):	16
Centre Height (mm):	178
Spindle Nose Size or Type:	D1-4 Camlock
Bed Width (mm):	190
Headstock Spindle Taper (MT):	5
Tailstock Taper (MT):	3
Cross Slide Travel (mm):	175
Compound Slide Travel (mm):	100
Leadscrew Type:	Metric
Metric Cross Feed (X-Axis) (mm/rev):	0.033 - 0.468
Imperial Cross Feed (X-Axis) (inch/rev):	~
Metric Longitudinal Feed (Z-Axis) (mm/rev):	0.066 - 0.936
Imperial Longitudinal Feed (Z-Axis) (inch/rev):	~
Metric Thread Steps & Pitch (No. / mm):	30 (0.4 - 7.0)
Imperial Thread Steps & TPI (No. / TPI):	32 (4 - 56)
3 Jaw Chuck Diameter (mm):	160
4 Jaw Chuck Diameter (mm):	200
Spindle Steps / Speeds (No. / rpm):	18 (50 - 2000)
Motor Power (kW / hp):	2.25 / 3
Voltage / Amperage (V / amp):	415
Nett Weight (kg):	720

### Description

Manufactured in Taiwan

### Features

- Tool room quality precision lathe, Made in Taiwan and have been sold for over 20 years
- Gear drive headstock for quick change of spindle speeds
- Nachi Japanese made bearings supporting headstock spindle
- Stand increasing rigidity and reducing vibration
- Precision 'V'-beds are hardened and ground, incorporating a rigid webbed casting
- Foot operated spindle brake with safety cut out switch
- Change gears for metric and imperial thread cutting
- Oil sight glass for head stock and gearbox
- Adjustable taper roller bearings support the spindle
- Overload clutch mechanism on auto power feed
- Overload protection on drive motor and coolant system
- 3hp 415V motor, 18-speed (50 - 2000rpm)
- Inching button is incorporated on the control panel for convenient spindle speed selection
- Enclosed quick action gearbox for thread cutting and auto feeding
- Powered longitudinal and cross feeds
- D1-4 camlock spindle for quick chuck changes and safe reverse-direction turning. ISO standard
- Removable gap bed-way for larger diameter jobs
- Dual calibrated dials (except for saddle hand wheel)

## Product Brochure For L242

- Coolant system with flexible hose
- Slide out swarf tray

### Includes

- 160mm 3-jaw chuck with reverse jaws
- 200mm 4-jaw chuck
- Faceplate
- Fixed Steady
- Travelling Steady
- Change gears
- Dead centres
- Thread-chasing dial
- Stand
- Foot brake
- Rear splash guard & swarf tray
- Toolbox
- Instruction booklet

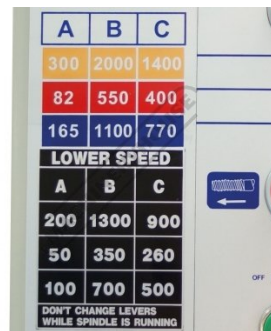
### Specific Features



Gear Box Controls



Control Panel



Speed Chart



Thread Chart



Tool Post




Saddle



Tailstock



Cross Dial



Compound Dial



3 Point Travelling Steady



Thread Chasing Dial




Travelling Steady

Product Brochure For L242

INDICATOR TABLE		
GEAR	PITCH	SCALE
18T	0.45	0.9
	2.25	4.5
	0.25	0.5
	0.75	1
	1.5	2
	3	4
20T	1.25	2.5
	5	1, 4
	1.75	3.5
21T	7	1,3,5
21T	0.7	1, 4

Thread Chasing Chart



Compound Scale

**Recommended Accessories**

**G660**  
Lathe Leadscrew Cover Kit



**G659**  
Lathe Leadscrew Cover Kit - Concertina



**L258**  
Taper Turning Attachment



**C052**  
3MT Live Centre



**L0077**  
Lathe Turning Tool Kit - 7 piece Insert Type



**L451**  
Lathe Turning Tool Kit - 3 piece Insert Type



**L457**  
Lathe Threading Tool Kit - Insert Type




**L465**  
Professional Lathe Parting Tool Kit - Insert Type




Product Brochure For L242


**L341**  
Fitting and Machining Technical Book



**L345**  
Handy Workshop Tips & Techniques - 1st Edition



**L3455**  
Professional Sheet Metal Fabrication Book



**L295**  
Quick Change Toolpost



**L295A**  
Quick Change Toolpost Holder - Std



**L076**  
Knurling Tool Holder Kit



**L277**  
Vertical Mill Slide



**D126**  
Metric 135° Precision HSS Drill Set - 170 Pieces



**D1282**  
Imperial 135° Precision HSS Drill Set - 29 Piece



**C980**  
5C Collet Lathe Adaptor



**C294**  
Industrial Drill Chuck - Keyless Type



**D443A**  
3MT x JT3 Drill Chuck Arbor Type

Product Brochure For L242

**D719**  
150mm Easson Digital Readout Scale




**D734**  
900mm Easson Digital Readout Scale



**M800**  
Rubber Mat - Anti-Fatigue



**M805**  
Rubber Mat - Anti-Fatigue



**S090A**  
Soluble Metal Cutting Fluid - 1 Litre



**S090**  
Soluble Metal Cutting Fluid - 5 Litre



**S076**  
Cutting Tool Lubricant Fluid - 500ml



**S077**  
Drilling, Tapping & Cutting Tool Lubricant Spray - 400g



**S074**  
Cutting Tool Lubricant Paste - 500g



**O043**  
Rust & Corrosion Preventive



**O042**  
General Purpose Lubricant & Corrosion Inhibitor



**O044**  
Rust & Corrosion Preventive

