

## Product Brochure For L240D

### Centre Lathe - AL-1000C

Ø360 x 1000mm Turning Capacity - Ø40mm Spindle Bore  
Includes Digital Readout System



**On Sale - Back In Stock Soon**

Ex GST

Inc GST

**\$14,506.00**

**\$16,681.90**

**\$13,000.00**

**\$14,950.00**

ORDER CODE:	L240D
MODEL:	AL-1000C
Swing Over Bed (mm):	360
Distance Between Centres (mm):	1000
Spindle Bore (mm):	40
Swing In Gap (mm):	516
Swing Over Cross-slide (mm):	225
Digital Readout System Fitted:	Yes
Quick Change Toolpost Fitted:	Optional
Leadscrew Covers Fitted:	Yes
Taper Turning Attachment:	Optional
Coolant System:	Yes
Tool Height To Suit (mm):	16
Centre Height (mm):	178
Spindle Nose Size or Type:	D1-4 Camlock
Bed Width (mm):	190
Headstock Spindle Taper (MT):	5
Tailstock Taper (MT):	3
Cross Slide Travel (mm):	175
Compound Slide Travel (mm):	100
Leadscrew Type:	Imperial
Metric Cross Feed (X-Axis) (mm/rev):	~
Imperial Cross Feed (X-Axis) (inch/rev):	0.0013 - 0.0184
Metric Longitudinal Feed (Z-Axis) (mm/rev):	~
Imperial Longitudinal Feed (Z-Axis) (inch/rev):	0.0026 - 0.0368
Metric Thread Steps & Pitch (No. / mm):	30 (0.4 - 7.0)
Imperial Thread Steps & TPI (No. / TPI):	32 (4 - 56)
3 Jaw Chuck Diameter (mm):	160
4 Jaw Chuck Diameter (mm):	200
Spindle Steps / Speeds (No. / rpm):	9 (82 - 2000)
Motor Power (kW / hp):	1.5 / 2
Voltage / Amperage (V / amp):	240 / 15
Nett Weight (kg):	700

### Description

Manufactured in Taiwan

Tool room quality precision lathe and have been sold for over 20 years

### Features

- 2 Axis digital readout system
- Gear drive headstock for quick change of spindle speeds
- Nachi Japanese made bearings supporting headstock spindle
- Stand increasing rigidity and reducing vibration
- Precision 'V'-beds are hardened and ground, incorporating a rigid webbed casting
- Foot operated spindle brake with safety cut out switch
- Slide out front swarf tray for easy cleaning
- Change gears for metric and imperial thread cutting
- Oil sight glass for head stock and gearbox
- Adjustable taper roller bearings support the spindle


## Product Brochure For L240D

- Overload clutch mechanism on auto power feed
- Overload protection on drive motor and coolant system
- 2hp 240V motor, 9-speed (82 - 2000rpm)
- Inching button is incorporated on the control panel for convenient spindle speed selection
- Enclosed quick action gearbox for thread cutting and auto feeding
- Powered longitudinal and cross feeds
- D1-4 camlock spindle for quick chuck changes and safe reverse-direction turning. ISO standard
- Removable gap bed-way for larger diameter jobs
- Dual calibrated dials (except for saddle hand wheel)
- Coolant system with flexible hose
- Slide out swarf tray

### Includes

- 2 Axis digital readout system
- Concertina leadscrew cover
- Slide out front swarf tray
- 160mm 3-jaw chuck with reverse jaws
- 200mm 4-jaw chuck
- Face plate
- Fixed steady
- Travelling steady
- Change gears
- Dead centres
- Thread-chasing dial
- Safety chuck guard
- Stand
- Foot brake
- Rear splash guard & swarf tray
- Tool box
- Instruction booklet

### Specific Features



2 Axis Digital Readout

Headstock Controls

Control Panel

Speed Chart

Feeds & Threads Gearbox Controls

Imperial Thread Chart

Metric Thread Chart

Saddle Controls


A	B	C
300	2000	1400
82	550	400
165	1100	770

T.P.I.		INCH	
P	P	Q	T
R	R	Q	R
X	X	X	X
3	3 1/2	4	4 1/2
4	4 1/2	5	5 1/2
5	5 1/2	6	6
6	6	7	7
8	8	9	9 1/2
10	10	11	11 1/2
12	12	13	13
14	14	15	15
16	16	17	17
18	18	19	19
20	20	21	21
22	22	23	23
24	24	25	25
26	26	27	27
28	28	29	29
30	30	31	31
32	32	33	33
34	34	35	35
36	36	37	37
38	38	39	39
40	40	41	41
42	42	43	43
44	44	45	45
46	46	47	47
48	48	49	49
50	50	51	51
52	52	53	53
54	54	55	55
56	56	57	57
58	58	59	59
60	60	61	61
62	62	63	63
64	64	65	65
66	66	67	67
68	68	69	69
70	70	71	71
72	72	73	73
74	74	75	75
76	76	77	77
78	78	79	79
80	80	81	81
82	82	83	83
84	84	85	85
86	86	87	87
88	88	89	89
90	90	91	91
92	92	93	93
94	94	95	95
96	96	97	97
98	98	99	99
100	100	101	101
102	102	103	103
104	104	105	105
106	106	107	107
108	108	109	109
110	110	111	111
112	112	113	113
114	114	115	115
116	116	117	117
118	118	119	119
120	120	121	121
122	122	123	123
124	124	125	125
126	126	127	127
128	128	129	129
130	130	131	131
132	132	133	133
134	134	135	135
136	136	137	137
138	138	139	139
140	140	141	141
142	142	143	143
144	144	145	145
146	146	147	147
148	148	149	149
150	150	151	151
152	152	153	153
154	154	155	155
156	156	157	157
158	158	159	159
160	160	161	161
162	162	163	163
164	164	165	165
166	166	167	167
168	168	169	169
170	170	171	171
172	172	173	173
174	174	175	175
176	176	177	177
178	178	179	179
180	180	181	181
182	182	183	183
184	184	185	185
186	186	187	187
188	188	189	189
190	190	191	191
192	192	193	193
194	194	195	195
196	196	197	197
198	198	199	199
200	200	201	201
202	202	203	203
204	204	205	205
206	206	207	207
208	208	209	209
210	210	211	211
212	212	213	213
214	214	215	215
216	216	217	217
218	218	219	219
220	220	221	221
222	222	223	223
224	224	225	225
226	226	227	227
228	228	229	229
230	230	231	231
232	232	233	233
234	234	235	235
236	236	237	237
238	238	239	239
240	240	241	241
242	242	243	243
244	244	245	245
246	246	247	247
248	248	249	249
250	250	251	251
252	252	253	253
254	254	255	255
256	256	257	257
258	258	259	259
260	260	261	261
262	262	263	263
264	264	265	265
266	266	267	267
268	268	269	269
270	270	271	271
272	272	273	273
274	274	275	275
276	276	277	277
278	278	279	279
280	280	281	281
282	282	283	283
284	284	285	285
286	286	287	287
288	288	289	289
290	290	291	291
292	292	293	293
294	294	295	295
296	296	297	297
298	298	299	299
300	300	301	301
302	302	303	303
304	304	305	305
306	306	307	307
308	308	309	309
310	310	311	311
312	312	313	313
314	314	315	315
316	316	317	317
318	318	319	319
320	320	321	321
322	322	323	323
324	324	325	325
326	326	327	327
328	328	329	329
330	330	331	331
332	332	333	333
334	334	335	335
336	336	337	337
338	338	339	339
340	340	341	341
342	342	343	343
344	344	345	345
346	346	347	347
348	348	349	349
350	350	351	351
352	352	353	353
354	354	355	355
356	356	357	357
358	358	359	359
360	360	361	361
362	362	363	363
364	364	365	365
366	366	367	367
368	368	369	369
370	370	371	371
372	372	373	373
374	374	375	375
376	376	377	377
378	378	379	379
380	380	381	381
382	382	383	383
384	384	385	385
386	386	387	387
388	388	389	389
390	390	391	391
392	392	393	393
394	394	395	395
396	396	397	397
398	398	399	399
400	400	401	401
402	402	403	403
404	404	405	405
406	406	407	407
408	408	409	409
410	410	411	411
412	412	413	413
414	414	415	415
416	416	417	417
418	418	419	419
420	420	421	421
422	422	423	423
424	424	425	425
426	426	427	427
428	428	429	429
430	430	431	431
432	432	433	433
434	434	435	435
436	436	437	437
438	438	439	439
440	440	441	441
442	442	443	443
444	444	445	445
446	446	447	447
448	448	449	449
450	450	451	451
452	452	453	453
454	454	455	455
456	456	457	457
458	458	459	459
460	460	461	461
462	462	463	463
464	464	465	465
466	466	467	467
468	468	469	469
470	470	471	471
472	472	473	473
474	474	475	475
476	476	477	477
478	478	479	479
480	480	481	481
482	482	483	483
484	484	485	485
486	486	487	487
488	488	489	489
490	490	491	491
492	492	493	493
494	494	495	495
496	496	497	497
498	498	499	499
500	500	501	501
502	502	503	503
504	504	505	505
506	506	507	507
508	508	509	509
510	510	511	511
512	512	513	513
514	514	515	515
516	516	517	517
518	518	519	519
520	520	521	521
522	522	523	523
524	524	525	525
526	526	527	527
528	528	529	529
530	530	531	531
532	532	533	533
534	534	535	535
536	536	537	537
538	538	539	539
540	540	541	541
542	542	543	543
544	544	545	545
546	546	547	547
548	548	549	549
550	550	551	551

Product Brochure For L240D



Saddle Right View



Thread Chasing Dial



Thread & Feed Engagement Levers



Spindle Engagement Lever




Saddle Hand Wheel



3 Point Fixed Steady




2 Point Travelling Steady



Swivel Compound with Scale



Compound Slide with 4-Way Toolpost



Compound Dial



Cross Slide Dial




Flexible Coolant Hose



Safety Chuck Guard



Tailstock




Tailstock Hand Wheel



Tailstock Offset Adjustment

Product Brochure For L240D



Hardened & Ground Bedways



Slide Out Swarf Tray



Foot Brake


**Recommended Accessories**

L258  
Taper Turning Attachment

C980  
5C Collet Lathe Adaptor

L277  
Vertical Mill Slide

L295  
Quick Change Toolpost



L017  
Right Hand Turning Tool Holder

L018  
Left Hand Turning Tool Holder

L044  
Right Hand Turning Tool Holder

L045  
Left Hand Turning Tool Holder



Product Brochure For L240D

**L0077**  
Lathe Turning Tool Kit - 7 piece  
Insert Type



**L451**  
Lathe Turning Tool Kit - 3 piece  
Insert Type



**L465**  
Professional Lathe Parting Tool  
Kit - Insert Type



**L457**  
Lathe Threading Tool Kit - Insert  
Type



**L076**  
Knurling Tool Holder Kit



**C052**  
3MT Live Centre



**C045**  
3MT Pipe Centre - 70° Cone



**C290**  
Heavy Duty Drill Chuck - Keyed  
Type



**C294**  
Industrial Drill Chuck - Keyless  
Type



**D443A**  
3MT x JT3 Drill Chuck Arbor



**D1272**  
Metric 135° Precision HSS Drill  
Set - 25 Piece



**D1282**  
Imperial 135° Precision HSS  
Drill Set - 29 Piece



Product Brochure For L240D

D126

Metric 135° Precision HSS Drill Set - 170 Pieces



S090A

Soluble Metal Cutting Fluid - 1 Litre



S090

Soluble Metal Cutting Fluid - 5 Litre



S076

Cutting Tool Lubricant Fluid - 500ml



S077

Drilling, Tapping & Cutting Tool Lubricant Spray - 400g



S074

Cutting Tool Lubricant Paste - 500g



S091

Soluble Metal Cutting Fluid - 20 Litre



G660

Lathe Leadscrew Cover Kit




G659

Lathe Leadscrew Cover Kit - Concertina




L341

Fitting and Machining Technical Book




L345

Handy Workshop Tips & Techniques - 1st Edition



L3455

Professional Sheet Metal Fabrication Book



Product Brochure For L240D

L300  
Magnetic Swarf Remover




M9991  
Magnetic Floor Sweeper



M800  
Rubber Mat - Anti-Fatigue



M805  
Rubber Mat - Anti-Fatigue



O043  
Rust & Corrosion Preventive



O042  
General Purpose Lubricant & Corrosion Inhibitor



O044  
Rust & Corrosion Preventive

