


Product Brochure For L158

Bench Lathe - AL-50GB

230 x 500mm Turning Capacity



ORDER CODE:	L158
MODEL:	AL-50GB
Swing Over Bed (mm):	230
Distance Between Centres (mm):	500
Spindle Bore (mm):	20
Swing In Gap (mm):	~
Swing Over Cross-slide (mm):	135
Digital Readout System Fitted:	Optional
Quick Change Toolpost Fitted:	Optional
Leadscrew Covers Fitted:	~
Taper Turning Attachment:	~
Coolant System:	~
Tool Height To Suit (mm):	10
Centre Height (mm):	115
Spindle Nose Size or Type:	Threaded
Bed Width (mm):	115
Headstock Spindle Taper (MT):	3
Tailstock Taper (MT):	2
Cross Slide Travel (mm):	115
Compound Slide Travel (mm):	50
Leadscrew Type:	Imperial
Metric Cross Feed (X-Axis) (mm/rev):	~
Imperial Cross Feed (X-Axis) (inch/rev):	~
Metric Longitudinal Feed (Z-Axis) (mm/rev):	~
Imperial Longitudinal Feed (Z-Axis) (inch/rev):	0.1 - 0.2
Metric Thread Steps & Pitch (No. / mm):	11 (0.5 - 3)
Imperial Thread Steps & TPI (No. / TPI):	27 (8 - 56)
3 Jaw Chuck Diameter (mm):	100
4 Jaw Chuck Diameter (mm):	190
Spindle Steps / Speeds (No. / rpm):	6 (130 - 2000)
Motor Power (kW / hp):	0.55 / 0.75
Voltage / Amperage (V / amp):	240 / 10
Nett Weight (kg):	105

Description

AL-50GB has a quick-change gearbox for easy thread cutting operations
Can also cut 9 1/2 and 11 1/2 threads per inch

Features

- Perfect for the hobby machinist or auto electrician
- Precision 'V'-beds are hardened and ground, encompassed on strong cast-iron rib webbing, with dovetail cross and compound slides
- Includes a full set of change gears for metric and imperial thread cutting
- Saddle handwheel mounted on right side of apron reducing swarf contacting the hand
- Induction hardened "V" beds
- Norton style quick change gearbox
- Adjustable ball bearings spindle support
- 4 x direct oiling points into gearbox
- T slotted cross slide
- Auto longitudinal feed
- Clear perspex chuck guard
- 6 spindle speeds from 130-2000rpm
- Metric dial calibrations

Includes

- 3-jaw chuck with reverse jaws
- 4-jaw chuck

Product Brochure For L158

- Face plate
- Fixed and travelling steadies
- Change gears
- Dead centre
- Thread chasing dial
- Swarf tray
- Safety chuck guard
- Spanners, tool box, & instruction booklet

Optional Accessories

- Stand to suit (L261)
- Stand to suit (L262)

Recommended Accessories

L300
Magnetic Swarf Remover



M9991
Magnetic Floor Sweeper



T773
Industrial Mobile Tooling Cabinet Workstation



L012
Right Hand Turning Tool Holder



L0121
Left Hand Turning Tool Holder



L020
Right Hand Boring Bar



L0055
Lathe Turning Tool Kit - 5 piece Insert Type



L062
KYOCERA Carbide Inserts - Turning



Product Brochure For L158

L0615
KYOCERA Carbide Inserts -
Turning



D1272
Metric 135° Precision HSS Drill
Set - 25 Piece



D1282
Imperial 135° Precision HSS
Drill Set - 29 Piece



C289
Heavy Duty Drill Chuck - Keyed
Type



D442
2MT x JT6 Drill Chuck Arbor




C050
2MT Live Centre




L076
Knurling Tool Holder Kit




L342
Electrical Black Book




L341
Fitting and Machining Technical
Book



L345
Handy Workshop Tips &
Techniques - 1st Edition



L3455
Professional Sheet Metal
Fabrication Book



L280
Quick Change Toolpost



Product Brochure For L158

L280A
Quick Change Toolpost Holder - Std



P235
Coolant Pump & Tank




D126
Metric 135° Precision HSS Drill Set - 170 Pieces



M800
Rubber Mat - Anti-Fatigue



M805
Rubber Mat - Anti-Fatigue



S090A
Soluble Metal Cutting Fluid - 1 Litre



S090
Soluble Metal Cutting Fluid - 5 Litre



S076
Cutting Tool Lubricant Fluid - 500ml



S077
Drilling, Tapping & Cutting Tool Lubricant Spray - 400g



S074
Cutting Tool Lubricant Paste - 500g



O043
Rust & Corrosion Preventive



O042
General Purpose Lubricant & Corrosion Inhibitor



Product Brochure For L158

O044

Rust & Corrosion Preventive

