


Product Brochure For L025

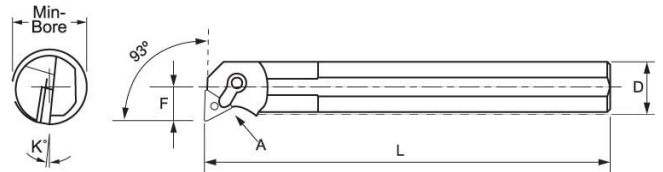
Right Hand Boring Bar - S32T-MTUN-16A

Ø32mm

Insert tip not included



ORDER CODE:	L025
Part Number - Style:	~
Size (mm):	32
Hand Type:	RIGHT
B = Minimum Bore (mm):	40
D (mm):	32
F (mm):	22
L (mm):	300
K (deg):	10°
Minimum Bore (mm):	38



Description

NOTE: Inserts NOT included with tool holders.

Use insert TNMG 160408 16mm (L064)

Features

- Negative rake boring bar with 93° approach angle
- Suitable for rapid metal removal

Product Brochure For L025

Specific Features



Side View

Recommended Accessories

L0644
KYOCERA Carbide Inserts -
Turning

L064
KYOCERA Carbide Inserts -
Turning

L0648
KYOCERA Carbide Inserts -
Turning

L535
Clamp to Suit Turning Tool
Holders



L5365
Clamp Screw to Suit Boring Bar

L5315
Seat Pin to Suit Turning Tool
Holders

L527
Seat to Suit Turning Tool
Holders

L006A
Boring Bar Set - HSS



Product Brochure For L025

L431
Boring Bar Set - Carbide Insert



L430
Boring Bar Set - Carbide Insert



L072
HSS Turning Tool Set - 4 piece



L0085
Carbide Turning Tool Set - 11 piece



L0055
Lathe Turning Tool Kit - 5 piece
Insert Type



L0099
Lathe Turning Tool Kit - 7 piece
Insert Type



L0077
Lathe Turning Tool Kit - 7 piece
Insert Type



L450
Lathe Turning Tool Kit - 3 piece
Insert Type



L451
Lathe Turning Tool Kit - 3 piece
Insert Type



L452
Lathe Turning Tool Kit - 3 piece
Insert Type



L453
Lathe Turning Tool Kit - 3 piece
Insert Type



L456
Lathe Threading Tool Kit - Insert
Type



Product Brochure For L025


L457
Lathe Threading Tool Kit - Insert Type



L458
Lathe Threading Tool Kit - Insert Type



L459
Lathe Threading Tool Kit - Insert Type



L464
Professional Lathe Parting Tool Kit - Insert Type



L465
Professional Lathe Parting Tool Kit - Insert Type



L466
Professional Lathe Parting Tool Kit - Insert Type



L467
Professional Lathe Parting Tool Kit - Insert Type

