

Product Brochure For K058

Hydraulic NC Guillotine & NC Pressbrake Package Deal - HG-3206 & PB-135B

Guillotine - 3200 x 6mm, Pressbrake 3200mm x 135 Ton

Guillotine Ezy-Set NC-89 Control, Pressbrake Estun E21 NC Control



ORDER CODE:	K058
MODEL:	HG-3206 & PB-135B
Shearing Capacity - Mild Steel (mm):	6
Shearing Capacity - Stainless Steel (mm):	4
Shearing Length (mm):	3200
NC Control (Type):	~
Backgauge (Type):	Ballscrew
Backgauge Travel (mm):	1000
Pneumatic Sheet Supports:	~
Quick Action Blade Clearance Adjustment:	Yes
Strokes / min (SPM):	14
Blade Angle (deg):	1° 30
Throat Depth (mm):	250
Motor Power (kW / hp):	7.5 / 10
Voltage / Amperage (V / amp):	415
Floor Space Requirements (L x W x H) (mm):	~
Nett Weight (kg):	15700



Description

S940 = HG-3206 GUILLOTINE:

MetalMaster Quality Guillotines feature high durability, and provide precision shearing capabilities, The Guillotine main frames are constructed from rolled, stress relieved solid steel to prevent distortion during the shearing process and under extreme continuous loads.

MetalMaster Guillotines are produced in high volume production process and therefore are able to be manufactured cost effectively, resulting in affordable price, representing value for money and quicker return on investment.

This heavy duty over driven style, fixed rake guillotine has been developed for shearing material from mild steel through to stainless steel due to the specially designed shearing blades with characteristics of 1. High resistance to wear, 2. High resistance to corrosion, 3. High resistance to impact & 4. High tensile strength.

All electrical components are of European quality supplied by, Telemecanique

S906G = PB-135B PRESSBRAKE:

MetalMaster Quality Pressbrakes feature high durability, and provide precision bending capabilities. The Pressbrake main frames are constructed from rolled, stress relieved solid steel to prevent distortion during the bending process and under extreme continuous loads.

MetalMaster Pressbrakes are produced in a high volume production process and therefore are able to be manufactured cost effectively, resulting in affordable price, representing value for money and quicker return on investment.

Featuring an adjustable synchronised torsion bar with positive stop system ensures consistent and accurate bending beam parallelism tolerance to 0.01mm via the digital Control unit.

All electrical components are off European quality supplied by, Telemecanique, Merlin Gerin and ABB.

Features

- HG-3206 GUILLOTINE:
- Ezy-Set NC-89 Go-To digital display control provides up to 1000mm travel on the powered leadscrew backgauge allowing operator to program the cut length required. Also fitted is a stroke counter and stroke adjustment dial allowing shorter materials to be cut using a shorter stroke length, this feature will increase production.
- Blade gap adjusting dial mounted on side of machine for convenient and accurate alteration for all your material thickness from 0.5 - 6mm. This dial is designed so that a straightforward rotation clock or anti clockwise to achieve desired plate thickness. Measurement on dial indicates and refers to actual blade gap distance in millimetres
- Hydraulic individual sheet material clamping system with nylon inserts to protect material from indentation from the clamping cylinders

Product Brochure For K058

- along full length of machine.
 - Control box mounted higher than standard on face of machine to protect it from material damaging the control unit due to heavy material loading on sheet supports prior shearing.
 - Transfer balls inserted into work table allowing material to be easily moved to the cut position and squaring arm.
 - Top shearing blade made from 9CrSi quality composite and has two (2) cutting edges allowing minimised down time in blade rotation.
 - Bottom shearing blade made from 9CrSi quality composite and has four (4) cutting edges allowing minimised down time in blade rotation.
 - The core structure of the steel main frame has been electronically welded ensuring maximum penetration during the manufacturing process. In addition to this feature the cutting beam has been stress relieved eliminating any distortion after manufacturing.
 - Shadow line lighting has been incorporated into the machine frame providing a clear cutting line on the work piece and enabling scribed or marked material to be cut with simplicity as required.
 - Heavy duty squaring arm is fitted with a graduated rule and adjustable flip up front stops and mitre guide allowing operator to cut to the required size from the front of machine. Flip over stops can be set to repeat cutting length required with accuracy. The arm also aligns the material to be located square to the cutting edge.
 - Three safety photo electric safety rear guards fitted to steel side gates ensuring that the machine will be disabled when person enters rear of machine when in use. Sliding rear material chutes fitted with inserted ball transfers to allow material to skate away from machine allowing operator to retrieve cut pieces without disabling machine
 - Mild steel capacity is rated on hot rolled material with 250MPA
- PB-135B PRESSBRAKE:**
- Hydraulic / Mechanical ram, synchronised positive stop design, ram stroke controlled by precision mechanical nut depth stops built into each cylinder. Electronically controlled by Estun NC-E21 Programmable digital control assuring accurate repeatability.
 - Parallelism is ensured by torsion bar that can be easily adjusted by clutch system.
 - Estun NC-E21 programmable digital control stores up to 40 unique programs with 25 automatic progressive bending steps in each individual program, assuring production accuracy & repeatability every time.
 - Estun NC-E21 programmable hardened ballscrew backgauge system, simply enter the desired measurement into the controller and press go, the backgauge then will move quickly into the position you have requested. The superior hardened ballscrew system eliminates any backlash that leadscrew type machines produce.
 - Segmented heavy duty 86° offset top punch is segmented for return bend clearance, complete with European style punch holder with an adjustable wedge clamping system for crowning.
 - Intermediate clamp has safety key to stop punch dropping.
 - Multi vee ('V') bottom die is made from one 3200mm solid die block design to handle heavy plate, safety edge vee ('V') is incorporated in bottom die block.
 - Conveniently mounted control box on pendant for quick swivel and adjustments.
 - Mono-block steel frame design, welded then machined to ensure minimal bed deflection under load
 - Enclosed rear gate with micro safety switches complete with sliding rear door for easy access.
 - European Intermediate clamping system, allowing operator to change position of tooling to suit multiple requirements on complex applications. This feature ensures minimum down time, more productivity and results in reduced cost per finished product.
 - Sliding steel fabricated sheet supports enabling a wide range of material sizes to be aligned and supported at the correct required height. This feature is achieved with a "T" slot machined down the total length of the die bed, sheet supports are also adjustable vertically to assist in supporting material with return bends already folded.
 - Adjustable sliding blocks control the machines beam to provide desirable open height distance to the (slow speed) mute bending point.
 - Operator adjustable locking knobs for quick adjustment, enables accurate repeatability and increased productivity.
 - Metal safety guarding surrounding the machine with rear sliding door fitted and micro switch ensuring operator safety.
 - Clear access panels placed at each end of machine allows the operator to clearly view tooling and work piece during bending operation.
 - MetalMaster specially design gates to suit Australian safety requirements.
 - Hydraulic MPA pressure gauge mounted on right side of support frame with quick adjusting pressure control knob allowing operator to accurately set the pressure required for different material thickness, incorporating with hydraulic overload protection.
 - Welded steel fabricated synchronised torsion bar horizontally supporting main bending beam to provide consistent parallelism that also can be adjusted for taper correction.
 - The vertical supporting slides are treated to provide greater wear resistance and increased accuracy.
 - Reinforced side frames providing addition support strength to machine throat.
 - Includes safety control guarding system with light curtains fitted
 - Mild steel capacity is rated on hot rolled material with 250MPA
- Pre-Commissioning:
1. Pressbrake & Guillotine are run & tested prior delivery
 2. Hydraulic oil is included with machines.

Includes

- HG-3206 GUILLOTINE:
 - Heavy duty over driven machine construction
 - Rapid blade gap adjustment
 - Emergency stops fitted on both ends of machine for additional safety
 - Individual hydraulic hold downs with nylon pads
 - 250mm throat enables shearing of longer material than 2500mm
 - Shadow line lighting allows operator to quickly see the cut line
 - 1000mm Ezy-Set NC-89 Go-To backgauge with fine adjustment
 - Swing away backgauge function for cutting long sheets
 - 4 edge quality 9CrSi blades suitable for stainless steel
 - Telemecanique & Merlin Gerin electrical components
 - Transfer balls on table & support arms
 - Heavy duty support arms and squaring arms
 - Stroke counter and short stroke adjustment
 - Sliding chute fitted, easily allowing operator to retrieve cut pieces
 - Three safety photo electric light beams on rear guarding
- PB-135B PRESSBRAKE:**
- Swivel pendant control unit operated by Estun NC-E21 control

Product Brochure For K058

- Sliding front sheet support arms
- Emergency stop buttons conveniently located on control panel and foot control
- Mobile dual operation foot control
- Segmented 86° offset top punch
- Solid one piece four way multi vee (V) die block
- Top punch tool intermediate holder system with wedge type adjustment
- Powered hardened ballscrew backgauge with 600mm travel, operated by Estun NC-E21 control
- Oil tank level indicator
- Metal constructed safety guarding surrounding machine with clear side viewing panels
- Integrated hydraulic system allowing rapid approach switching automatically to slow bend
- Includes safety control guarding system with light curtains fitted.

Pressbrake Includes Safety Guarding for OHS Compliance

FoldSafe Advantages:

1. Australian made genuine Foldsafe Safety Guarding System, manufactured & fitted in Australia.
2. The safest integrated dual redundant curtain system in Australia.
3. 100% Australian design, built and supported locally.
4. Dual e/stops safety gate circuits for maximum operator safety.
5. Encoder speed & stopping performance monitoring will ensure maximum safety in the rare case of hydraulic valve failure.
6. Italian made safety curtains & safety relays with a long protection height of 910mm @10ms.
7. Primary & secondary stop method design, if the primary stop detection fails, the secondary stop is still active monitoring machine ensuring maximum safety.
8. User friendly interface displaying status of machine, no guess work or codes.



Specific Features



Front View



1 Left View



Side View



Rear Guarding View

Product Brochure For K058



Control Unit



Ezy Set NC 89 Controller



250mm Throat



Blade Clearance Adjustment Lever



Hydraulic Material Hold Downs



900mm Motorised Back Gauge



3 x Photo Electric rear guarding



Material Transfer Balls On The Table



Squaring Arm



Flip Over Material Stop



Adjustable and Sliding Mitre Guide



Foot Control



Fine Adjustment Back Gauge



See Through Safety Guard



Electrical Cabinet

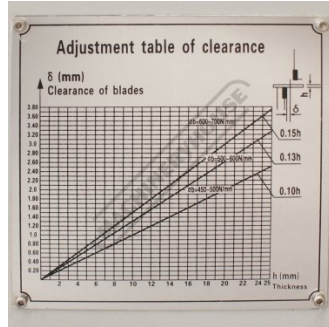


Safety Omron E3ZS Rear Light Sensor Guarding

Product Brochure For K058



Emergency Stop Switches



Blade Clearance Chart



Lubrication Chart



Rear Guard Reset Button



Shown with Optional Ball Transfer Tables - Order Code (L840)



Front View



Right View



NC Estun E21 Controller




NC Estun E21



Adjustable Travel Limit Control



Enclosed Rear Safety Guarding



Top & Bottom Tooling



Intermediate Clamps



Adjustable and Sliding Front Sheet Supports



Adjustable Pressure Control



Estun NC E21 Control Back Gauge

Product Brochure For K058




Mobile Foot Control




Controller Top View



Adjustable Top Tool Taper Wedge System



Fine Adjustment Beam Positioning




Fine Adjust Back Gauge



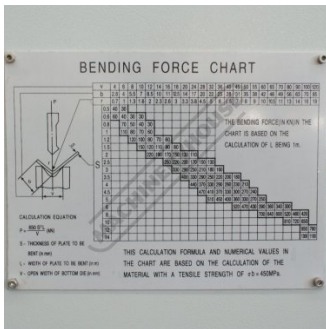
Synchronised Torsion Bar



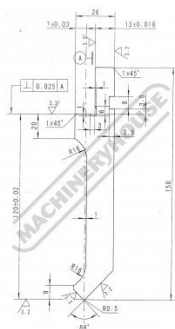
Synchronised Torsion Bar



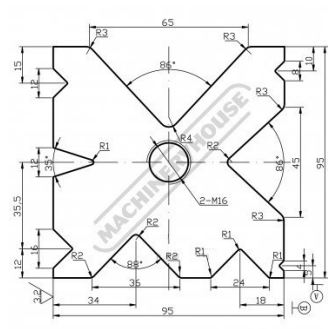
Lubrication Chart



Tonnage Calculation Chart



Segmented Top Punch



One Piece 4 Sided Die



Shown with Optional Ball Transfer Tables - Order Code (L840)

Product Brochure For K058


Recommended Accessories

M800
Rubber Mat - Anti-Fatigue

M805
Rubber Mat - Anti-Fatigue

O043
Rust & Corrosion Preventive

O042
General Purpose Lubricant &
Corrosion Inhibitor



O044
Rust & Corrosion Preventive

