

Product Brochure For K008A

## Centre Lathe & Tooling Package Deal - AL-336D DELUXE

Ø300 x 900mm Turning Capacity - Ø38mm Spindle Bore  
18 Geared Head Speeds 65 ~ 1810rpm, Includes Digital Readout System, Quick Change Toolpost, Leadscrew Covers, Foot Brake, Cabinet Stand & Tooling Package



### Package Deal

Ex GST **\$7,810.00**      Inc GST **\$8,981.50**

### Package Contents - SAVE \$901.60 (Inc)

1 x L682D - Centre Lathe AL-336D DELUXE	<b>\$8,684.80</b>
1 x L450 - Lathe Turning Tool Kit - 3 piece Insert Type	<b>\$379.50</b>
1 x L456 - Lathe Threading Tool Kit - Insert Type	<b>\$310.50</b>
1 x L464 - Professional Lathe Parting Tool Kit - Insert Type	<b>\$253.00</b>
1 x C052 - 3MT Live Centre	<b>\$112.70</b>
1 x D443A - 3MT x JT3 Drill Chuck Arbor	<b>\$29.90</b>
1 x C290 - Heavy Duty Drill Chuck - Keyed Type	<b>\$112.70</b>
<b>Normal Price (Inc):</b>	<b>\$9,883.10</b>

ORDER CODE:	K008A
MODEL:	AL-336D-DELUXE Package Deal
Swing Over Bed (mm):	300
Distance Between Centres (mm):	900
Spindle Bore (mm):	38
Swing In Gap (mm):	450
Swing Over Cross-slide (mm):	180
Digital Readout System Fitted:	Yes
Quick Change Toolpost Fitted:	Yes
Leadscrew Covers Fitted:	Yes
Taper Turning Attachment:	~
Coolant System:	Yes
Tool Height To Suit (mm):	12
Centre Height (mm):	150
Spindle Nose Size or Type:	D1-4 Camlock
Bed Width (mm):	180
Headstock Spindle Taper (MT):	5
Tailstock Taper (MT):	3
Cross Slide Travel (mm):	170
Compound Slide Travel (mm):	75
Leadscrew Type:	Imperial
Metric Cross Feed (X-Axis) (mm/rev):	~
Imperial Cross Feed (X-Axis) (inch/rev):	0.009 - 0.236
Metric Longitudinal Feed (Z-Axis) (mm/rev):	~
Imperial Longitudinal Feed (Z-Axis) (inch/rev):	0.04 - 1.2236
Metric Thread Steps & Pitch (No. / mm):	32 (0.4 - 7)
Imperial Thread Steps & TPI (No. / TPI):	36 (4 - 60)
3 Jaw Chuck Diameter (mm):	160
4 Jaw Chuck Diameter (mm):	200
Spindle Steps / Speeds (No. / rpm):	18 (65 - 1810)
Motor Power (kW / hp):	1.5 / 2
Voltage / Amperage (V / amp):	240 / 10
Nett Weight (kg):	595

### Description

The AL-336D deluxe high quality centre lathe with a turning capacity of Ø300 x 900mm is well known in the industry for its metal turning capabilities & is suitable for the model engineer or general maintenance workshops.

Featuring a 2-Axis digital readout system for radius & longitudinal measurements (X & Y-Axis), the DRO counter is mounted above the headstock in a user friendly location allowing you to achieve precision work every time. The induction hardened vee bedways are precision

## Product Brochure For K008A

---

ground that allows the saddle to smoothly slide over it, full gear driven spindle speeds ranging from 65 - 1810rpm are selectable via the gear selector levers that are accessible from the front of headstock for your convenience & certainly makes this lathe package well sort after.

The 2hp single phase 240V motor is ample power to drive the 3 & 4 jaw chucks, auto feed & screw cutting thread system and the adjustable taper roller spindle bearings ensures accuracy & smooth operation even when under cutting load. A great range of cross, longitudinal feed speeds & metric & imperial screw cutting threads are easy accessible & selected via the separate gearbox located underneath the headstock for your convenience.

Supplied with a large range of standard accessories including a quick change tool post with 4 tool holders, 150mm 3 jaw self centring chuck, 200mm 4 jaw independent chuck with D1-4 camlock for quick change over, face plate, spindle safety foot brake, chuck guard with safety interlock switch, guarded leadscrew cover, thread chasing dial, rear splash guard, coolant pump system, work light, fixed & traveling steadies & that rounds up most of the great features on this fantastic centre lathe. The floor stand is equipped with a slide out swarf tray that makes it very easy to clean down and remove your waste material swarf.

### Features

- 2 Axis digital readout
- Quick change toolpost with 4 holders
- Gear drive headstock for quick change of spindle speeds
- Precision 'V'-beds are hardened and ground, incorporating a rigid webbed casting
- Concertina leadscrew cover
- Slide out swarf tray from front of machine
- Low voltage work light
- Foot operated spindle brake with safety cut out switch
- Slide out front swarf tray for easy cleaning
- Change gears for metric and imperial thread cutting
- Oil sight glass for head stock and gearbox
- Adjustable taper roller bearings support the spindle
- 18 spindle speeds from 65 to 1810rpm
- Inching button is incorporated on the control panel for convenient spindle speed selection
- Enclosed quick action gearbox for thread cutting and auto feeding
- Powered longitudinal and cross feeds
- D1-4 camlock spindle for quick chuck changes and safe reverse direction turning. ISO standard
- Removable gap bed-way for larger diameter jobs
- Dual calibrated dials (except for saddle hand-wheel)
- Chuck & change gear guards are fitted with micro switches

### Includes

- 2 Axis digital readout system
- Turning tool kit (L450)
- Threading tool kit (L456)
- Parting tool kit (L464)
- Live centre (C052)
- Keyed drill chuck (C290)
- Drill chuck arbour (D44A)
- Concertina leadscrew cover
- Quick change toolpost with 4 holders
- Slide out front swarf tray
- 3-jaw chuck with reverse jaws
- 4-jaw chuck
- Face plate
- Fixed steady
- Travelling steady
- Coolant system
- Change gears
- Dead centres
- Thread-chasing dial
- Safety chuck guard
- Work light
- Stand
- Foot brake
- Rear splash guard & slide out swarf tray
- Tool box
- Instruction booklet

Product Brochure For K008A

Specific Features



AL-336D Deluxe



2 Axis Digital Read Out



Quick Change Toolpost



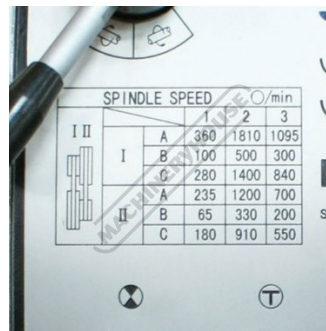
Leadscrew Covers



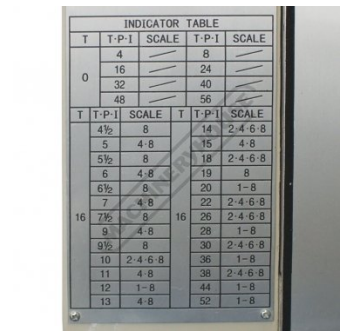
Chuck Guard With Safety Micro Switch




Headstock




18 Spindle speeds 65-1810rpm




Thread Chose Indicator Table




Thread Charts




Feed Chart



Saddle Right View



Saddle Left View




Saddle Controls



Thread Chasing Dial



Forward Reverse Spindle Lever



Feed Engagement Lever


Product Brochure For K008A




Saddle Hand Wheel



Crossslide Hand Wheel



Compound Slide Hand Wheel



Swivel Compound Slide



Light and Coolant Hose



3 Point Fixed Steady



2 Point Travelling Steady



Tailstock



Tailstock Quill



Tailstock Hand Wheel



Induction Hardened Bedways



Included Accessories



12mm Lathe Toolset



12mm Lathe Threading



12mm Lathe Parting Tool



3MT Live Centre

Product Brochure For K008A



16mm Drill Chuck



Arbour

**Recommended Accessories**

P235  
Coolant Pump & Tank



L292  
Quick Change Toolpost



L295  
Quick Change Toolpost



L277  
Vertical Mill Slide



C980  
5C Collet Lathe Adaptor



L015  
Right Hand Turning Tool Holder



L016  
Left Hand Turning Tool Holder




L0099  
Lathe Turning Tool Kit - 7 piece Insert Type



Product Brochure For K008A

**L450**  
Lathe Turning Tool Kit - 3 piece  
Insert Type



**L456**  
Lathe Threading Tool Kit - Insert  
Type



**L464**  
Professional Lathe Parting Tool  
Kit - Insert Type



**L073**  
Parting Tool Holder - Suits 1/2"  
HSS Tool Bit



**L076**  
Knurling Tool Holder Kit



**C052**  
3MT Live Centre



**C045**  
3MT Pipe Centre - 70° Cone



**C290**  
Heavy Duty Drill Chuck - Keyed  
Type



**D443A**  
3MT x JT3 Drill Chuck Arbor



**D1272**  
Metric 135° Precision HSS Drill  
Set - 25 Piece



**D1282**  
Imperial 135° Precision HSS  
Drill Set - 29 Piece



**D126**  
Metric 135° Precision HSS Drill  
Set - 170 Pieces



Product Brochure For K008A

**S090A**  
Soluble Metal Cutting Fluid - 1 Litre



**S090**  
Soluble Metal Cutting Fluid - 5 Litre



**S076**  
Cutting Tool Lubricant Fluid - 500ml



**S077**  
Drilling, Tapping & Cutting Tool Lubricant Spray - 400g



**S074**  
Cutting Tool Lubricant Paste - 500g




**G660**  
Lathe Leadscrew Cover Kit




**G659**  
Lathe Leadscrew Cover Kit - Concertina




**L3455**  
Professional Sheet Metal Fabrication Book



**L341**  
Fitting and Machining Technical Book



**L345**  
Handy Workshop Tips & Techniques - 1st Edition



**L300**  
Magnetic Swarf Remover



**M9991**  
Magnetic Floor Sweeper




Product Brochure For K008A

---

**M800**  
Rubber Mat - Anti-Fatigue



**M805**  
Rubber Mat - Anti-Fatigue



**O043**  
Rust & Corrosion Preventive



**O042**  
General Purpose Lubricant & Corrosion Inhibitor



**O044**  
Rust & Corrosion Preventive

