

Product Brochure For K001

## Bench Lathe, Stand & Tooling Package Deal - AL-250G

Ø250 x 500mm Turning Capacity - Ø26mm Spindle Bore  
12 Geared Head Speeds 80 ~ 1600rpm & Includes Stand & Turning Kit



**Package Deal**

Ex GST **\$3,440.00**      Inc GST **\$3,956.00**

**Package Contents - SAVE \$423.20 (Inc)**

1 x L149 - Bench Lathe AL-250G	<b>\$3,634.00</b>
1 x L150 - Lathe Stand ST-250G	<b>\$506.00</b>
1 x L0099 - Lathe Turning Tool Kit - 7 piece Insert Type	<b>\$239.20</b>
<b>Normal Price (Inc):</b>	<b>\$4,379.20</b>

ORDER CODE:	K001
MODEL:	AL-250G Package Deal
Swing Over Bed (mm):	250
Distance Between Centres (mm):	500
Spindle Bore (mm):	26
Swing In Gap (mm):	~
Swing Over Cross-slide (mm):	150
Digital Readout System Fitted:	Optional
Quick Change Toolpost Fitted:	Optional
Leadscrew Covers Fitted:	Yes
Taper Turning Attachment:	~
Coolant System:	~
Tool Height To Suit (mm):	12
Centre Height (mm):	125
Spindle Nose Size or Type:	Fixed
Bed Width (mm):	140
Headstock Spindle Taper (MT):	4
Tailstock Taper (MT):	3
Cross Slide Travel (mm):	145
Compound Slide Travel (mm):	75
Leadscrew Type:	Metric
Metric Cross Feed (X-Axis) (mm/rev):	0.017 - 0.187
Imperial Cross Feed (X-Axis) (inch/rev):	~
Metric Longitudinal Feed (Z-Axis) (mm/rev):	0.035 - 0.375
Imperial Longitudinal Feed (Z-Axis) (inch/rev):	~
Metric Thread Steps & Pitch (No. / mm):	15 (0.25 - 2.5)
Imperial Thread Steps & TPI (No. / TPI):	~
3 Jaw Chuck Diameter (mm):	130
4 Jaw Chuck Diameter (mm):	Optional
Spindle Steps / Speeds (No. / rpm):	12 (80 - 1600)
Motor Power (kW / hp):	0.75 / 1
Voltage / Amperage (V / amp):	240 / 10
Nett Weight (kg):	185

**Features**

- 12 spindle speed geared headstock incorporates a single progression dial
- 26mm spindle bore
- Hardened and ground bed
- Enclosed quick action gearbox for thread cutting & auto feeding
- Adjustable taper roller spindle bearings
- Metric thread cutting
- Powered longitudinal and cross feeds
- Headstock and gearbox oil sight glass
- Metric thread chasing dial
- Quick action tailstock locking lever

## Product Brochure For K001

- Forward/reverse spindle switch
- 0.75kW / 1hp 240V motor

### Includes

- AL-250G Lathe (L149)
- Lathe stand to suit (L150)
- 12mm turning tool set (L0099)
- 130mm 3-jaw chuck with reverse jaws
- Face plate
- Fixed steady
- Travelling steady
- Dead centre
- Rear splash guard & swarf tray
- Safety chuck guard
- Leadscrew Cover
- Instruction booklet

### Optional Accessories

- QA-120 - Quick Change Toolpost (L291)

### Specific Features




L149 Lathe



Headstock Controls



Key Lockable Side Pulley Door



Saddle




Compound Table with Safety Guard



Safety Chuck Guard With Micro



Toolpost



Swivel Compound Slide



Saddle Front View



Thread Chasing Dial



Feed and Thread Engagement Levers



Leadscrew Cover

Product Brochure For K001




Fixed 2 Point Steady



3 Point Travelling Steady



Tailstock



Tailstock Quill Graduations



Tailstock Hand Wheel Graduations



Tailstock Horizontal Adjustment



Hardened and Ground Bed




Compound Slide Graduations



Cross Feed Hand Wheel Graduations



Saddle Hand Wheel Graduations



Micro Switch Fitted on Pulley Door



Forward Reverse Switch and Safety Stop Switch

Product Brochure For K001

**Recommended Accessories**

**L151**  
4 Jaw Independent Lathe Chuck  
with Adaptor Plate



**L150**  
Lathe Stand



**D695**  
3-Axis Optimum Digital Readout  
Counter - 1µm



**D694**  
1500mm Optimum Magnetic  
Digital Readout Scale



**P235**  
Coolant Pump & Tank



**L276**  
Mini Vertical Mill Slide



**L277**  
Vertical Mill Slide



**L291**  
Quick Change Toolpost



Product Brochure For K001

**L0077**  
Lathe Turning Tool Kit - 7 piece  
Insert Type



**L017**  
Right Hand Turning Tool Holder



**L018**  
Left Hand Turning Tool Holder



**L044**  
Right Hand Turning Tool Holder



**L045**  
Left Hand Turning Tool Holder



**L451**  
Lathe Turning Tool Kit - 3 piece  
Insert Type



**L457**  
Lathe Threading Tool Kit - Insert  
Type



**L465**  
Professional Lathe Parting Tool  
Kit - Insert Type



**L073**  
Parting Tool Holder - Suits 1/2"  
HSS Tool Bit



**L076**  
Knurling Tool Holder Kit



**C052**  
3MT Live Centre



**C290**  
Heavy Duty Drill Chuck - Keyed  
Type



Product Brochure For K001

D443A  
3MT x JT3 Drill Chuck Arbor



D1272  
Metric 135° Precision HSS Drill Set - 25 Piece



D1282  
Imperial 135° Precision HSS Drill Set - 29 Piece



D126  
Metric 135° Precision HSS Drill Set - 170 Pieces



S090A  
Soluble Metal Cutting Fluid - 1 Litre



S090  
Soluble Metal Cutting Fluid - 5 Litre



S076  
Cutting Tool Lubricant Fluid - 500ml




S077  
Drilling, Tapping & Cutting Tool Lubricant Spray - 400g



S074  
Cutting Tool Lubricant Paste - 500g




L341  
Fitting and Machining Technical Book



L345  
Handy Workshop Tips & Techniques - 1st Edition



L3455  
Professional Sheet Metal Fabrication Book



Product Brochure For K001

L300  
Magnetic Swarf Remover




M9991  
Magnetic Floor Sweeper



M800  
Rubber Mat - Anti-Fatigue



M805  
Rubber Mat - Anti-Fatigue



O043  
Rust & Corrosion Preventive



O042  
General Purpose Lubricant & Corrosion Inhibitor



O044  
Rust & Corrosion Preventive

