

## Product Brochure For D592

### Medium-Duty Pedestal Drill - Belt Drive - PD-325

Table Tilts Left & Right To 45° & Rotates 360°  
Ø16mm Drill Capacity with 2MT Spindle Taper

**On Sale**

<b>Ex GST</b>	<b>Inc GST</b>
<b>\$526.00</b>	<b>\$604.90</b>
<b>\$395.65</b>	<b>\$455.00</b>



ORDER CODE:	D592
MODEL:	PD-325
Type - Bench / Pedestal:	Pedestal
Duty Type:	Medium-Duty
Drilling Diameter Capacity (mm):	Ø16
Spindle Taper (MT):	2
Spindle Travel (mm):	80
Throat Depth (mm):	162.5
Quill Diameter (mm):	40
Collar Diameter (mm):	55
Column Diameter (mm):	72
Spindle To Table (mm):	725
Spindle To Base (mm):	1205
Table Shape:	Round
Table Size (mm):	290
Work Light:	~
Micro Switch On Pulley Guard:	Yes
Drive Belt Type:	A Section
Spindle Speed Steps (No.):	12
Spindle Speed Range (rpm):	280 - 2380
Motor Power (kW / hp):	0.75 / 1
Voltage / Amperage (V / amp):	240 / 10
Overall Height (mm):	1580
Nett Weight (kg):	55



### Description

This versatile & reliable PD-325 pedestal drill is the bigger brother to the BD-325 model, and has an advantage over the bench model as it does not take up valuable bench space. Still very useful for anyone requiring to drill consistent accurate holes and is commonly suited for any home workshop or garage use.

Mostly constructed from cast iron and machined steel to provide superior stability and strength. Powered by a 0.75kW, 1hp, 240-volt induction motor and coupled to a 12-belt speed pulley system offering wide range of speeds between 280-2380rpm. The down feed handle is also made from cast iron in one solid piece design and fitted with soft hand grips for your comfort & convenient drilling depth feed control.

The drill quill is equipped with a 2 morse taper spindle allowing you to fit 2MT drill bits directly to the spindle or 1MT drill bits with an optional adaptor. A quality Ø3-Ø16mm keyed drill chuck with 2MT arbor is included & fitted. The drill table can tilt left or right, rotate 360 degrees and the height is also easily adjusted up or down via rack & pinion hand lever & can be locked into position. Furthermore, the whole table assembly can be swivelled away to allow the machined base to be used as a work support.

The magnetic safety switch with emergency stop is conveniently front mounted for quick access. The drill also includes an adjustable safety drill chuck guard and the belt cover is equipped with a safety switch to ensure safe belt speed changing.

### Features

- Ideal for home, workshop or farm use
- Quiet V-belt drive system
- Quick action belt tensioning lever
- Drill chuck key holder mounted on right side of the machine
- Adjustable safety drilling chuck guard with flip up screen
- One piece cast iron drilling lever with comfort grips
- Safety micro switch on pulley guard
- Safety magnetic-type switch
- Rack & pinion table height adjustment with locking lever
- Thick walled column ensuring greater rigidity
- Table tilts left & right to 45° & rotates 360°
- Drilling depth stop
- Slotted work table
- 12 Spindle speeds - 280, 420, 440, 550, 620, 660, 1150, 1180, 1400, 1550, 1830, 2380rpm

## Product Brochure For D592

- Fan-cooled, copper wound 240V motor

### Includes

- 16mm keyed drill chuck and arbor
- Chuck key to suit
- Drill drift tool to remove drill chuck or taper shank drills

### Optional Accessories

- Replacement 16mm Drill Chuck (C290)
- Replacement 2MT x JT3 Arbour (D442A)

### Specific Features



Left View



Magnetic Switch



Emergency Stop Switch



Adjustable Safety Chuck Guard With Flip Up Screen



Safety Chuck Guard Flipped Up



1 Piece Cast Iron Drilling Lever



80mm Spindle Travel



Drilling Depth Stop Setting With Scale



Safety Micro Switch on Pulley Guard



Head Side View




A Section Belt Drive System



Chuck Key Holder

Product Brochure For D592



Belt Tension Lever and Lock




Speed Chart

Speed Chart (RPM) and Recommendations						
Imp.	Metric	S/Wood	H/Wood	Brass	Alum	Steel
1/16 - 3/16	1.5 - 4.8	3000	3000	3000	3000	3000
1/8 - 3/8	6.0 - 10.0	3000	1500	1200	2500	1000
7/16 - 5/8	11.0 - 16.0	1500	750	750	1500	600
11/16 - 1	22.0 - 25.0	750	500	400	1000	350
1 1/8 - 1 1/4	28.5 - 32.0	750	250	400	700	250

Recommended Speed for Drill Size and Material



Tilting and Rotating Cast Iron Table



Tilt Table Scale



Work Table




Table Height Adjustment Crank



Base



Drill Drift

Product Brochure For D592

**Recommended Accessories**

**W3425**  
Drill Press Roller Support



**C103**  
228mm Multi-Purpose Locking Clamp



**P220**  
Gravity Feed Coolant System



**S090A**  
Soluble Metal Cutting Fluid - 1 Litre



**C086**  
Clamp Kit Tee Nuts



**L300**  
Magnetic Swarf Remover



**M9991**  
Magnetic Floor Sweeper



**D1272**  
Metric 135° Precision HSS Drill Set - 25 Piece



Product Brochure For D592

D1282

Imperial 135° Precision HSS Drill Set - 29 Piece



D126

Metric 135° Precision HSS Drill Set - 170 Pieces



D1171

Metric Industrial HSS Reduced Shank Drill Set



D1181

Imperial Industrial HSS Reduced Shank Drill Set



D117

Metric HSS Reduced Shank Drill Set



V124

Drill Press Vice



V144

Drill Press Vice



V145

Drill Press Vice



V141

Safeway Precision Drill Press Vice



V114

Tilting Drill Press Vice



V1204

Compound Drill Vice



V1205

Compound Drill Vice



Product Brochure For D592

**P090**  
Pipe & Tube Notcher  
Attachment



**C292**  
Industrial Drill Chuck - Keyless  
Type



**C294**  
Industrial Drill Chuck - Keyless  
Type



**D442**  
2MT x JT6 Drill Chuck Arbor



**D442A**  
2MT x JT3 Drill Chuck Arbor



**O043**  
Rust & Corrosion Preventive



**O042**  
General Purpose Lubricant &  
Corrosion Inhibitor



**O044**  
Rust & Corrosion Preventive



**M800**  
Rubber Mat - Anti-Fatigue



**M805**  
Rubber Mat - Anti-Fatigue

