

Product Brochure For B140

Semi Automatic Double Column & Swivel Head Band Saw - BMSY-440-CGH

695 x 425mm (W x H) Rectangle Capacity



Ex GST **Inc GST**
\$49,960.00 **\$57,454.00**

ORDER CODE:	B140
MODEL:	BMSY-440-CGH
Operation Type:	Swivel Head & Semi - Automatic
Round @ 90° (mm):	450
Round @ 45° (mm):	430
Round @ 60° (mm):	320
Square @ 90° (mm):	425
Square @ 45° (mm):	425
Square @ 60° (mm):	290
Rectangle (W x H) @ 90° (mm):	695 x 425
Rectangle (W x H) @ 45° (mm):	430 x 425
Rectangle (W x H) @ 60° (mm):	260 x 425
Coolant System:	Yes
Table Working Height (mm):	690
Cutting Head Beam Type:	Semi-Automatic
Cutting Head Beam Return:	Auto-Hydraulic Return
Cutting Head Down Feed Control:	Adjustable Hydraulic
Vice Clamping Fixture:	Automatic-Hydraulic
Bundle Cutting Fixture:	Optional
Blade Steps / Speeds (M/Min):	Variable 20-100
Blade Size (L x W x T) (mm):	5400 x 41 x 1.3
Motor Power (kW / hp):	4 / 5.5
Voltage / Amperage (V / amp):	415
Nett Weight (kg):	1630



Description

Manufactured in Turkey

BMSY-440-CGH SWIVEL HEAD, DOUBLE COLUMN, METAL CUTTING BAND SAW (415V)

Features

- Swivel head for mitre cutting up to 60°
- 2° blade incline for improved cutting
- Inverter variable blade speed control
- Material height sensor for beam to rapid down and start cut feed rate when reached material
- Digital readout display for accurate mitre cutting
- Head mitre hydraulic brake locking system
- Linear guide ways for improved accuracy
- Auto optical material height adjustment
- Sensitivity cutting pressure dial
- Blade cover safety interlock switches
- SITI industrial duty gearbox drive
- SAP coolant pump system
- Saw blade cleaning brush

Includes

- Laser liner material pointer
- Hydraulic material top clamp
- Hydraulic blade tension device

Optional Accessories

- Motorised in/out feed roller conveyor system

Product Brochure For B140

Specific Features




Swivel Head To 60 Degrees




Side View




Side View Swivel Head At 60 Degrees



Rear View Head Up



Rear View Head Down



Rear Right View 60 Degrees Head Up




Control Panel



Pressure and Sensitivity Feed Controls



Head Lock Switch with Digital Mitre Angle



Swivel Head to 60 Degrees Pivot Plate



Hydraulic Top Clamp And Vice



Laser Line Safety Guarding



Includes Optical Height Adjustment



Linear Guide Ways on Posts




Safety Micro Blade Guards




Blade Cleaning Brush


Product Brochure For B140




Adjustable Blade Guide



Heavy Duty Blade Guides



Hydraulic Blade Tension



Heavy Duty Motor and Gearbox



Coolant Tank



Electrical Cabinet



Roller Conveyor Shown With Machine

Recommended Accessories

B623

Metal Band Saw Blade - 2-3TPI
Bi-Metal, Blade - 6000 x 41 x
1.3mm

B624

Metal Band Saw Blade - 3-4TPI
Bi-Metal, Blade - 6000 x 41 x
1.3mm

B625

Metal Band Saw Blade - 4-6TPI
Bi-Metal, Blade - 6000 x 41 x
1.3mm

B634

Metal Band Saw Blade - 5-8TPI
Bi-Metal, Blade - 5400 x 41 x
1.3mm



Product Brochure For B140

W3434
Roller Stand



W3436
Roller Stand - V-Type



W343A
Roller Stand



W343
Roller Stand



S090A
Soluble Metal Cutting Fluid - 1 Litre



S090
Soluble Metal Cutting Fluid - 5 Litre



S076
Cutting Tool Lubricant Fluid - 500ml



S077
Drilling, Tapping & Cutting Tool Lubricant Spray - 400g



S074
Cutting Tool Lubricant Paste - 500g



S091
Soluble Metal Cutting Fluid - 20 Litre



L300
Magnetic Swarf Remover



M9991
Magnetic Floor Sweeper



Product Brochure For B140

L812
Roller Conveyor




L816
Roller Conveyor Stand



M800
Rubber Mat - Anti-Fatigue



M805
Rubber Mat - Anti-Fatigue



O043
Rust & Corrosion Preventive



O042
General Purpose Lubricant & Corrosion Inhibitor



O044
Rust & Corrosion Preventive

