

Product Brochure For B030

Semi - Automatic, Swivel Head-Dual Mitre Metal Cutting Band Saw - BS-13DS

Variable Cutting Speeds, Dual Mitre Cuts Up To 60°, Laser Line Guide, Hydraulic Vice Clamping & Includes Hydraulic Downfeed Control

On Sale

Ex GST	Inc GST
\$13,360.00	\$15,364.00
\$11,200.00	\$12,880.00



ORDER CODE:	B030
MODEL:	BS-13DS
Operation Type:	Swivel Head - Dual Mitre & Semi - Automatic
Round @ 90° (mm):	330
Round @ 45° (mm):	330
Round @ 60° (mm):	204
Square @ 90° (mm):	330
Square @ 45° (mm):	280
Square @ 60° (mm):	160
Rectangle (W x H) @ 90° (mm):	458 x 235
Rectangle (W x H) @ 45° (mm):	310 x 170
Rectangle (W x H) @ 60° (mm):	204 x 80
Coolant System:	Yes
Table Working Height (mm):	840
Cutting Head Beam Type:	Semi-Automatic
Cutting Head Beam Return:	Auto-Hydraulic Return
Cutting Head Down Feed Control:	Adjustable Hydraulic
Vice Clamping Fixture:	Automatic-Hydraulic
Bundle Cutting Fixture:	~
Blade Steps / Speeds (M/Min):	Variable 19-102
Blade Size (L x W x T) (mm):	3810 x 27 x 0.9
Motor Power (kW / hp):	1.5 / 2
Voltage / Amperage (V / amp):	415
Nett Weight (kg):	600



Description

Manufactured in Taiwan

The BS-13DS Industrial duty metal cutting band saw has many features on offer with a double mitre swivel head to cut mitres up to 45 degrees left and 60 degrees right with a variable blade speed system, hydraulic feed control a cutting capacity of up to 330mm diameter or 458 x 235mm in steel at 90° and three ball bearings per side with carbide blade guides for optimal control and accuracy. There is a choice of blade speeds via an adjustable dial system so that the cutting speed can be changed to suit a wide range of materials, whilst the built-in coolant system ensures maximum cutting efficiency and longer blade life. Both blade control arms are adjustable, allowing them to be positioned as close to the cut as possible. This means reliability and accurate cuts!

The cutting operation works automatically with the weight of the head providing the cutting force and a limit switch shutting the machine down when the cut is complete and automatically returning to set height position. The weight of the head is counter balanced by an adjustable hydraulic damper to control the feed rate, an excellent machine choice for maintenance shops, steel fabrications, and industrial engineering workshops. If you're looking for this size range of machine, you'll have a tough time finding a better metal-cutting band saw with these features and at this price, It represents excellent value.

Features

- 458 x 235mm (W x H) rectangular capacity
- Double mitre swivel head for easy angle cutting without moving material
- Semi-automatic operation, machine returns to open height position after finishing the cutting process
- Automatic hydraulic vice incorporated with a manual hand wheel
- Adjustable hydraulic vice pressure regulator
- Hydraulic operated system raising and lowering the cutting beam
- Adjustable hydraulic feed cutting rate for multiple applications
- Blade breakage sensor fitted that automatically shuts machine off
- Mitre cuts to 45° right & 60° left using swivel head
- Built-in coolant system for maximum cutting efficiency with wash down trigger
- Laser line guide assist in lining up material positioning
- Adjustable variable blade speed system enabling 19-102mpm cutting speeds
- Limit switch stops machine and raises cutting beam when cut is complete
- Swivelling electric control panel mounted on base for quick operation
- Combination roller bearing & carbide blade guides

Product Brochure For B030

- Heavy duty cast iron blade wheels
- Large mitre scale - easy to read
- Cast Iron frame with heavy duty fabricated base
- Adjustable blade roller guides provides accurate cutting
- Adjustable length stop for repetition cutting
- Wire wheel brush to clean swarf from blade
- Industrial-duty gearbox driven by a 1.5kW / 2hp 415V motor


Specific Features



Control Panel



Blade Tension Gauge




Blade Breakage Sensor



Laser Light Guide




Vice Pressure Regulator




Hydraulic Vice



Sliding Vice For Dual Mitre



Quick Action Vice



Blade Cleaning Brush



Carbide Blade Guides with Bearings



Swivel Head Locking Handle



Swivel Head

Product Brochure For B030

Recommended Accessories

B590

Metal Band Saw Blade - 3-4TPI
Bi-Metal, Blade - 3810 x 27 x
0.9mm



B592

Metal Band Saw Blade - 4-6TPI
Bi-Metal, Blade - 3810 x 27 x
0.9mm



S090A

Soluble Metal Cutting Fluid - 1
Litre



S090

Soluble Metal Cutting Fluid - 5
Litre



S076

Cutting Tool Lubricant Fluid -
500ml



S077

Drilling, Tapping & Cutting Tool
Lubricant Spray - 400g



S074

Cutting Tool Lubricant Paste -
500g



S091

Soluble Metal Cutting Fluid - 20
Litre



Product Brochure For B030

L300
Magnetic Swarf Remover



M9991
Magnetic Floor Sweeper



L818
Roller Conveyor



L820
Roller Conveyor Stand



W3434
Roller Stand



W3436
Roller Stand - V-Type



W343A
Roller Stand




W343
Roller Stand



M800
Rubber Mat - Anti-Fatigue



M805
Rubber Mat - Anti-Fatigue



O043
Rust & Corrosion Preventive



O042
General Purpose Lubricant & Corrosion Inhibitor



Product Brochure For B030

O044

Rust & Corrosion Preventive

